



Annual Report 2013-2014



Children's Network

Table of Contents

Introduction	4
Children's Policy Council	5
Interagency & Community Partnerships	6
Children's Network Programs & Activities	7
San Bernardino County Child & Youth Demographics	19
San Bernardino County Child Death Data	23
Children and Family Services Report	29
Department of Behavioral Health Report	35
District Attorney's Office Report	41
Partnership for Healthy Mothers and Babies Report	45
Pre-School Services Department Report	47
Probation Department Report	49
Public Defender's Office Report	53
Sheriff's Department Report	57
Transitional Assistance Department Report	61
Children's Assessment Center Report	67
Children's Fund Report	69
First 5 San Bernardino Report	73
School Attendance Review Board	79

INTRODUCTION

It is an honor to provide the Children's Network Annual Report for our County and community partners. Children's Network was created 28 years ago with the purpose of increasing communication, collaboration, and cooperation among County Departments and community partners that provide services to children and families. Children's Network is governed by the Children's Policy Council. The Council provides a forum for interagency cooperation and coordinates in the prevention, detection, and treatment of children in San Bernardino County.

There is an abundance of great work and collaboration going on in San Bernardino County. Through our efforts, we can show what can be accomplished when a group of people—those who live and raise families in our communities, work in the halls of government, or work to improve the lives of children through public and private organizations—join together in common cause to bring about change on behalf of children and families.

This report will highlight some of that work and provide important data related to the condition of children in San Bernardino County. The data reflected in this report was collected in the 2013-2014 Fiscal Year.

On behalf of the Children's Network team, we are thankful for the support of the San Bernardino County Board of Supervisors and the County Executive Officer, and proud of our many valuable partners, working towards a better tomorrow for our children.

Sincerely,

Kathy Turnbull
Children's Network Officer

COUNTY VISION STATEMENT

We envision a complete county that capitalizes on the diversity of its people, its geography, and its economy to create a broad range of choices for its residents in how they live, work, and play.

We envision a vibrant economy with a skilled workforce that attracts employers who seize the opportunities presented by the County's unique advantages and provide the jobs that create countywide prosperity.

We envision a sustainable system of high quality education, community health, public safety, housing, retail, recreation, arts and culture, and infrastructure, in which development complements our natural resources and environment.

We envision a model community which is governed in an open and ethical manner, where great ideas are replicated and brought to scale, and all sectors work collaboratively to reach shared goals.

From our valleys, across our mountains, and into our deserts, we envision a county that is a destination for visitors and a home for anyone seeking a sense of community and the best life has to offer.

Children's Policy Council

Children's Policy Council provides overall direction to the partnerships established through the Children's Network, with the intention of improving services to vulnerable children and their families. The Children's Policy Council was established by the Board of Supervisors pursuant to Welfare and Institutions Code section 18986.10 and is composed of department heads or designees of San Bernardino County agencies and other non-County organizations that either provide services to children or administer such programs. Council members include representatives from the each of the following agencies:

- Arrowhead Regional Medical Center
- Assistant Executive Officer, Human Services
- Behavioral Health Department
- Children and Family Services
- Children's Fund
- Community Action Partnerships
- County Counsel
- County Library
- County Superintendents of Schools
- Court Appointed Special Advocates
- District Attorney's Office
- First 5 San Bernardino
- Inland Regional Center
- Member of the Board of Supervisors
- Preschool Services Department
- Presiding Judge, Juvenile Court
- Probation Department
- Public Defender's Office
- Public Health Department
- Sheriff's Department
- Transitional Assistance Department
- United Way 2-1-1
- Workforce Development Department

Children's Network would like to thank the County of San Bernardino

Board of Supervisors and Chief Executive Officer for their continued support of the Children's Policy Council



James C. Ramos
Chair, Third District
Supervisor



Robert A. Lovingood
Vice Chair, First District
Supervisor



Janice Rutherford
Second District Supervisor



Curt Hagman
Fourth District
Supervisor



Josie Gonzales
Fifth District Supervisor



Gregory C. Devereaux
Chief Executive Officer

Interagency & Community Partnerships

In an effort to improve outcomes for children and their families, Children's Network helps establish and support a variety of partnerships with other public and private child-serving agencies throughout San Bernardino County. Between 2013 and 2014, Children's Network was involved in a number of partnerships to help meet the needs of our County's children.

The partnerships are as follows:

- Child Abuse Prevention Council
- Child Care Planning Council
- Child Death Review Team
- Children's Assessment Center Governing Board
- Children's Fund
- Children's Policy Council
- Coalition Against Sexual Exploitation
- Countywide Gangs & Drugs Task Force
- Countywide SART/EIIS
- Drowning Prevention Network
- First 5 Advisory Committee
- Foster Care Advisory Council
- Head Start Shared Governance Board
- Homeless Youth Task Force
- Interagency Placement Council
- Interagency Youth Resiliency Team
- Juvenile Justice Coordinating Partnership
- Juvenile Justice Delinquency Prevention Commission
- Mentoring Youth Taskforce
- Partnership for Healthy Mothers and Babies
- Safe Kids Network
- Workforce Investment Board Youth Council
- Youth Accountability Board

The 27th Annual Children's Network Conference

Children's Network hosted our 27th annual conference on Wednesday, September 18th and Thursday, September 19th, 2013 at the Ontario Convention Center.

Workshops

This year, over 500 social workers, resource parents, kinship caregivers, teachers, health care and mental health professionals, counselors, and law enforcement and safety personnel attended 48 workshops. These workshops were offered over 6 sessions that were each 75 minutes in length. There were workshops on trauma and behavior, the ACE study, various different therapeutic treatment modalities, children's mental health, mentoring, collaboration and capacity building, the new changes in healthcare, family strengthening strategies, bullying, internet crimes and predators, and human trafficking.

229 attendees completed overall evaluations providing valuable feedback on the conference. Of these, approximately 92% of conference survey respondents felt 'satisfied' or 'very satisfied' with the workshop variety. Ninety one percent of respondents felt 'satisfied' or 'very satisfied' with the content of the workshops and 94% 'agreed' or 'strongly agreed' that the content of the conference workshops was informative. In fact, 95% 'agreed' or 'strongly agreed' that the conference raised their awareness on issues that impact their jobs and/or life. 92% of respondents 'agreed' or 'strongly agreed' that they gained additional knowledge on topics that will help them in their job and/or life. Consequently, Children's Network will continue to recruit and present information on topics that are relevant to our attendees in the variety of settings they work or live in.



Conference attendees visit the Exhibit Hall

Keynote Speakers



Steve Pemberton shared his difficult experiences as a child growing up in the foster care, his search for his biological family, and how he chose to overcome the odds that were stacked against him. He was truly inspiring and demonstrated the power of one's outlook on their circumstances. His animated presentation style and his ability to bring humor and everyday life stories into his examples made his keynote address heartfelt, real, and motivating. Over 90% of survey respondents expressed feeling 'satisfied' or 'very satisfied' with Pemberton as a keynote speaker.



Dr. Richard Gelles is an expert on the impact of domestic violence and child welfare. He shed light on his latest research which systematically illustrates the overall cost of child abuse and neglect to our government systems. He also described how this data could be instrumental in shaping future social policies and programs. Gelles' presentation was eye opening and very informative. Seventy-five percent of survey respondents expressed feeling 'satisfied' or 'very satisfied' with Gelles as a keynote speaker.

Overall Conference Evaluation

In addition to attendee satisfaction with the workshops and keynote speakers, Children's Network also obtained feedback from attendees regarding their overall experience. 92% of respondents agreed that the conference met their expectations while 93% felt that the conference was worth their time and money. Moreover, 99% of respondents were satisfied with the overall organization of the conference. And, 95% of respondents planned to recommend the Children's Network Conference to others and will plan to attend another Children's Network Conference in the future.

Every year, our goal is for the Children's Network Conference to provide a meaningful learning opportunity to as many people as possible. One attendee commented that, "The conference provided a lot of valuable information. I enjoyed the variety of workshops, presenters, and speakers. It provided me with the opportunity to broaden my awareness of topics that I was not familiar with." Another attendee's comment best describes what we strive to do, "I loved this! It helped me re-energize about the work I do!"

Due to the generous contributions of our sponsors, Children's Network was able to successfully celebrate our 27th annual conference. Without these continued partnerships, we would not have been able to provide such valuable information and resources on such a variety of topics. The support of our partners helps to make this a quality conference, with something for everyone.

Children's Network Conference Sponsors:

- First 5 San Bernardino (Signature Sponsor)
- San Bernardino County Children and Family Services (Signature Sponsor)
- Children's Fund (Platinum Sponsor)
- Inland Empire Health Plan (Platinum Sponsor)
- Coalition Against Sexual Exploitation (Gold Sponsor)
- Mental Health Systems, Inc. (Gold Sponsor)
- Loma Linda University Children's Hospital – Pediatrics (Gold Sponsor)
- San Bernardino County Preschool Services Department (Silver Sponsor)
- San Bernardino County Department of Behavioral Health (Silver Sponsor)
- Arrowhead Regional Medical Center (Silver Sponsor)
- Kaiser Permanente (Silver Sponsor)
- Molina Healthcare (Silver Sponsor)
- Family Assistance Program (Silver Sponsor)
- Crittenton (Silver Sponsor)
- San Bernardino County Department of Public Health (Bronze Sponsor)

16th Annual Shine a Light on Child Abuse Breakfast

Every year, the Children's Network holds the Shine a Light on Child Abuse Awards Breakfast. This awards ceremony honors chosen recipients for their unheralded and exceptional services to at-risk children and youth in San Bernardino County. Nominations are submitted by members of the community and all nominations are reviewed and selections are made by a committee of the exceptional individuals who were honored the previous year.

On Thursday, March 27, 2014, the Valencia Room at the National Orange Show was filled to capacity when Children's Network held its 16th Annual "Shine a Light" on Child Abuse Awards Breakfast. This annual awards breakfast honors individuals and organizations for their outstanding dedication and tireless efforts on behalf of at-risk children in our communities. The breakfast is a way to "shine a light" on those who are making a difference in the lives of children and youth. Over 15 individuals and organizations that make a difference by selflessly giving and going that extra mile for at-risk children in San Bernardino County were honored.

The morning started off with the presentation of the Lifetime Advocate award to Ronald J. Powell Ph.D., Administrator of Desert/Mountain Special Education Local Plan Area (SELPA) in the High Desert. Dr. Powell's engaging and powerful presentation was filled with pictures of different milestones in his life. He spoke about the great work being done by the counselors and clinicians at Desert/Mountain SELPA with children who have experienced trauma. He then briefly spoke about the consequences trauma has on the mental and physical health of a person later in life. He told of how the staff at Desert/Mountain SELPA has grown to over 300 employees. His presentation style was dynamic with the audience glued to every word, but it was his powerful closing statement that brought the guests to their feet and tears to their eyes. In closing, Dr. Powell told the guests to: **Learn** continually, have **Optimistic bias**, **Value** what matters, lead by **Example** - for if you keep all of these things in focus, you will have **LOVE** – the most important thing you can have and give to another.



Lifetime Advocate
Ronald J. Powell, Ph.D



CHILDREN'S NETWORK PROGRAMS & ACTIVITIES

The celebration continued with guests clapping and cheering as each honoree's story of commitment and compassion to helping others was told. As each honoree walked across the stage, they were greeted by the Director of San Bernardino County Children and Family Services, Randy Schulz, and Presiding Juvenile Court Judge, the Honorable Christopher Marshall and provided with a beautiful framed certificate.

This year's 'Shine a Light' on Child Abuse honorees were:

Cardenas Markets

Business

Tracy McCuskey

Children and Family Services

Russell Rice

Community-Based Provider

Michelle Dusick

Department of Behavioral Health

Terry Westlake

Department of Public Health

Tara Moe

Education

Yolanda and Jose Ramirez

Foster Parents

EOP Foster Youth Program at CSUSB

Program

Mark James

Law Enforcement

Teresa Smith

Legal

Sandra Wingfield

Legal

Dr. Traci Williams

Medical

Young Visionaries

Organization

Dan Bautista

Probation

Kay Wick

Volunteer

In addition to the honorees, eleven students were awarded scholarship checks from Children's Fund. The scholarship recipients included current and former foster youth who continue to demonstrate their ability to work through the challenges they have encountered. The youth beamed as they walked across the stage to receive their certificate and scholarship funds.

There was a special performance of "Everything is Beautiful" by a few members of the San Bernardino Teen Music Workshop and the morning ended with a performance by the Mill Center Head Start State Preschool. As the lights dimmed, the children held glow sticks, the guests shined their miniature flashlights, and the children and guests joined together in singing "This Little Light of Mine". As always, the pre-school singers stole the show.



Keep Me Safe

The 8th Annual Keep Me Safe Parenting Conference was held on Friday, April 25, 2014 at the Wong Kerlee Conference Center on the campus of Loma Linda University. The Keep Me Safe Parenting Conference focuses on teaching parenting strategies, developing new skills, positive relationship building, and understanding child developmental milestones to 200 young and first-time parents.

Preventing Shaken Baby Syndrome Pilot Program

In March 2014, after training medical staff, Arrowhead Regional Medical Center, implemented a Shaken Baby Syndrome Prevention Pilot Program. Prior to the newborn being discharged from the hospital, the mother and father are asked to view the 12-minute video, "A Life in Your Hands", have a one-on-one discussion with the nurse, receive the Never Shake a Baby brochure, and sign the Certificate of Commitment.

Certificate of Commitment

The people who love me learned how to keep me safe by attending a class called
"Preventing Shaken Baby Syndrome."

My loved ones learned that even though I may not quit crying after being comforted and they may
feel discouraged or frustrated, it is okay to let me cry, but it is never okay to shake or hit me.

By signing below, the people who love me commit to ensuring that
I, _____,
am never shaken or hit by them or any other caregiver.

<hr/> <div style="text-align: center;">Signature</div> <hr/> <div style="text-align: center;">Relationship</div> <hr/> <div style="text-align: center;">Date</div>	<hr/> <div style="text-align: center;">Signature</div> <hr/> <div style="text-align: center;">Relationship</div> <hr/> <div style="text-align: center;">Date</div>
--	--



Close My Heart
A BORN TO BE GOOD FOUNDATION
A BORN TO BE GOOD FOUNDATION



Arkansas
Department of Health



FIRST5
ARKANSAS

Baby's Date of Birth (Fecha del nacimiento): _____ Sex (Sexo): [Male] [Female] Ethnicity (Etnia): _____
Age of Father (Edad del padre): _____
Zip Code (Código postal): _____
Language (Lenguaje): [English] [Spanish] [Other: _____]
Prevention of shaken baby information provided on (Fecha cuando recibí información sobre el
síndrome de la cabeza sacudida): _____
[] Received brochure (Recibí el folleto) [] Viewed video (Vi el video)

Notes (Notas): _____

CHILDREN'S NETWORK PROGRAMS & ACTIVITIES

Community Resource Fairs and Events

An integral part of Children's Network is disseminating child abuse prevention material to the greater community. From July 2013 through June 2014, Children's Network staff participated in over 20 community resource fairs and events where we distributed materials regarding child safety, positive parenting, and appropriate child discipline.

One event that stood out is Children's Fund's Parade Against Child Abuse held at the San Bernardino 66ers stadium on Thursday, April 22, 2014. The goal of this event was to bring awareness to Child Abuse Prevention Month. Children's Network provided the Stop Child Abuse signs used in the parade, taking part in Children's Fund's Children are Our Future Coloring Contest, assisting with outreach and coordination of the parade, obtaining vendors for the event, and hosting a resource booth. Children's Fund has shared their intention to make this an annual event in order to bring awareness to Child Abuse Prevention Month.



Safe Sleep for Infants

Children's Network continued the Safe Sleep for Infants Campaign as a "feature" of this year's media campaign. This topic selection was informed by County-level children's mortality data. In 2013, 32 infants were found unresponsive in their sleep environments and subsequently died within San Bernardino County. Approximately, 59% of these infants were known to have been bed/space sharing with a parent, sibling, or family member. Sleeping locations for bed sharing cases this year included the bed, couch with blankets, on top of a pillow, play pen, bassinet, in a crib with a sibling, on the floor, air mattress, upright cradle swing, and a pack n' play.

The Children's Network continued to implement the multi-faceted Safe Sleep for Infants campaign which is designed to raise awareness of the ABCs of safe sleep for infants. The overall messaging is based on recommendations made by the American Academy of Pediatrics. That is, babies should sleep Alone, on their Back, and in a Crib. The components of our media campaign included a modified 30 second advertisement and 4 minute video that were made appropriate for California audiences, billboard advertising, theater advertising, development of posters, a brochure, and The ABCs of Safe Sleep Resource Kits for Countywide distribution.

Billboards

As part of our campaign, billboards were also selected due to their high visibility and reach. An original design was developed utilizing the ABCs of Safe Sleep and Dial 211 to Report Child Abuse messaging. Billboards were strategically placed within the County based on the data received from CDRT. The Dial 211 message was mainly placed in the High Desert region and the safe sleep message was placed in and around the San Bernardino City/Colton area.



In addition to the billboards, the same advertisements were placed at the Inland Empire 66er's Stadium for the duration of the 2014 season. The safe sleep and Dial 211 messages were displayed in the concession stands and over first and third base.

Video & Theater Advertising

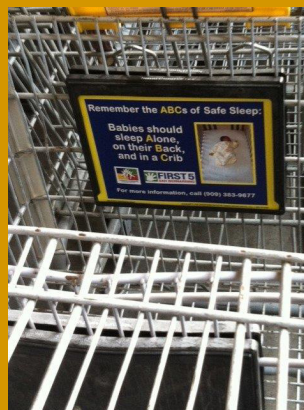
The videos were created by the Texas Department of Family and Protective Services as part of their Baby Room to Breathe safe sleep campaign. A memorandum of understanding was formed between San Bernardino County and Texas Department of Family and Protective Services which allowed us to modify the videos to reflect California data and use them in our safe sleep campaign. The videos were produced in English and Spanish and feature a 30 second commercial-like video and a more in-depth 4 minute video. The DVD automatically loops so it is perfect to play in various waiting rooms.

The 30 second video was shown in three movie theaters within the County for a 12-week period. The three movie theaters include San Bernardino Regal Cinema, Cinemark 16 Victorville, and Cinemark Jess Ranch (Apple Valley). These theaters were specifically chosen because these are cities that have had the greatest concentration of infant safe-sleep related deaths. The video ran between February 2014 and May 2014.

Ambulance Magnets and Grocery Carts

In addition to billboards and movie theater advertisements, Children's Network collaborated with American Medical Response Ambulance (AMR) to display the safe sleep message. At the suggestion of AMR, Children's Network developed poster size magnets that would be displayed on the 118 ambulances that worked within San Bernardino County. They were displayed from mid-December 2013 through the end of April 2014. Children's Network even received a call from an expectant father, because he had seen the magnetic poster on the side of an ambulance, and were able to send him a packet of information about safe sleep.

10 grocery stores within San Bernardino County displayed Children's Network's safety messages for a 12-week period between February 2014-May 2014. The Dial 211 message was placed on grocery carts in the High Desert Region. The ABC's of Safe Sleep was displayed on carts in Colton, San Bernardino, Rialto, and the Fontana areas.



CHILDREN'S NETWORK PROGRAMS & ACTIVITIES

The ABC's of Safe Sleep Resource Kits

The ABC's of Safe Sleep Resource Kits were designed to share important infant safe sleep materials with County agencies and community-based providers that would have direct contact with the greater public. The kit contains the DVD, two English version posters, 2 Spanish version posters, 50 English brochures, and 50 Spanish brochures. Recipients of the kits have been asked to play the looping DVD in their waiting rooms, to hang the posters in their waiting and examination rooms, and to make the brochures available to their clients in appropriate areas of their facilities. Resource kits are provided to anyone who request one. Initial recipients include: Children and Family Services Offices; Transitional Assistance Department offices; Arrowhead Regional Medical Center and satellite clinics; Family resources Center; Department of Behavioral Health Clinics; Women , Infant, and Children (WIC) Clinics; Public Health Clinics; Local OB/GYN providers; Community-based organizations.

Our objective of this campaign was to raise awareness of safe sleep practices for infants. We are confident that the various media channels we have used has left a lasting impression and are hopeful that it helped to save the lives of several infants.

Dial 2-1-1

In 2013, Children's Network revamped the Dial 2-1-1 to Report Child Abuse campaign. The slogan "I'm too small to make the call" was added to the campaign and the pictures were updated to reflect babies and young children holding or talking on a phone. United Way 2-1-1 was excited about the change. Self hanging posters were made available to community partners and County agencies. Additionally, billboards with the "I'm too small to make the call" tag line were put up in the High Desert. This location was selected due to the high number of child abuse incidents in the various High Desert cities. Children's Network will continue to promote the Dial 2-1-1 to report child abuse message throughout San Bernardino County.



The 0-5 Comprehensive Services

Two distinct, but similar programs, which are provided county-wide by six different agencies.

Screening, Assessment, Referral, and Treatment (SART) serves children between the ages of 0-5 who are experiencing social, physical, cognitive, behavioral, developmental, and/or psychological issues. It is an intensive program that serves at-risk children, many of whom have been exposed to abuse, neglect, and/or substances in utero.

Early Identification and Intervention Services (EIIS) serves a similar, but less severe population than the SART population. This program focuses on providing specialty mental health and attachment enrichment services to children between the ages of 0-5. These services are intended to improve the social, cognitive, emotional, behavioral, and developmental functioning of these children. In addition, these children may or may not have experienced abuse or trauma, but are perceived as being at-risk for manifesting problems in the above areas without the provision of attachment enrichment activities.

Children's Network receives grant funding from First 5 San Bernardino to provide a SART/EIIS program coordinator who is responsible for the effectiveness and the efficiency of the SART/EIIS Model of Care. The Centers are responsible for the day-to-day functioning. The SART/EIIS providing agencies are:

Desert Mountain Children's Center (DMCC)
SART & EIIS in Apple Valley, Big Bear, and Yucca Valley

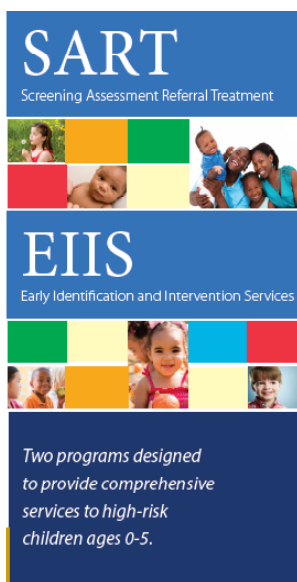
Christian Counseling Services (CCS)
SART&EIIS in Redlands

Victor Community Support Services (VCSS)
SART&EIIS in San Bernardino

Hearts & Lives
EIIS in Crestline

West End Family Counseling (WEFC) Center
SART&EIIS in Ontario

Lutheran Social Services (LSS)
EIIS in Barstow



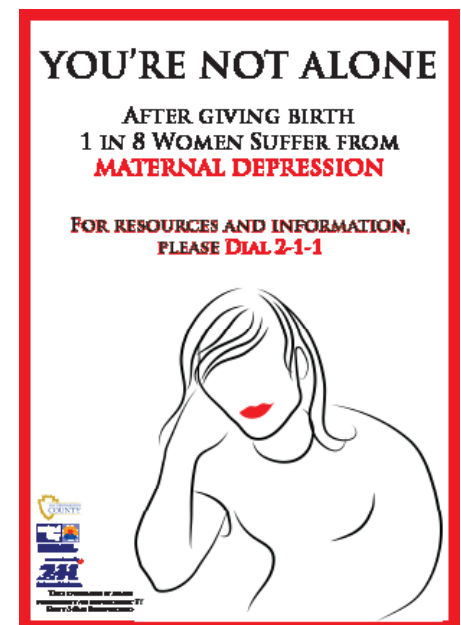
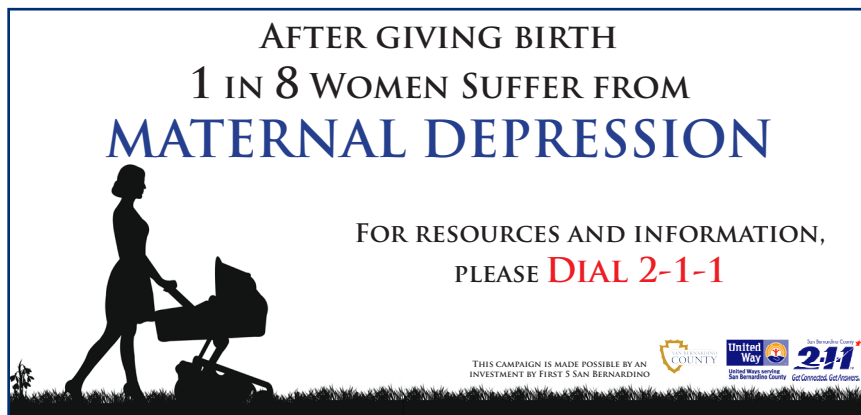
CHILDREN'S NETWORK PROGRAMS & ACTIVITIES

Father Engagement Efforts

In September of 2013, a stakeholder meeting was convened by First 5 San Bernardino to discuss the importance of father engagement in lives of children. Over a series of discussions, the group found that one of the most consequential social trends affecting our community is widespread father absence. According to the U.S. Census data reported for 2008-2012, 34.3% of households in San Bernardino County were single-parent homes. Of all households without a father and with children under the age of 18, 43.5% were below the poverty level (compared to the average poverty rate in San Bernardino County of approximately 20%). An absent father increases a child's risk for experiencing a host of poor outcomes in the short and long term, such as poverty, poor school performance, child abuse and neglect, emotional and behavioral problems, and incarceration. To address this, several public and private partners came together to form the Inland Empire Father Involvement Coalition with the mission to encourage healthy child development by promoting the involvement, necessity and value of the role of fathers in the family and the community. The Coalition accomplishes this through providing educational opportunities for fathers, coordinating resources and support services, fostering effective partnerships between aligning agencies, promoting positive images of fatherhood, and evaluating programs to identify best practices for father engagement. One of the strengths of the Inland Empire Father Involvement Coalition is that it represents a true collaboration between County, community-based, and faith-based organizations. Through this type of collective impact the coalition hopes to reduce father absenteeism and to improve the image of fatherhood in our communities.

Maternal Mental Health Partnership

In May 2014, Department of Behavioral Health convened a working group of County and community partners to ensure San Bernardino County is prepared to effectively evaluate and treat women suffering from Postpartum Depression. Children's Network was tasked with the awareness campaign, which included developing marketing materials. Marketing materials included brochures, posters, and billboards to be displayed through out the County to raise public awareness.



Coalition Against Sexual Exploitation (CASE)

During the 2013-2014 fiscal year, CASE provided services to 42 clients. 41 clients were females and one client was male.

Freedom Week 2014

In 2014, the Coalition Against Sexual Exploitation continued its efforts to raise awareness about human trafficking in San Bernardino County by building on previous years' successful Anti-Human Trafficking Awareness Walk. In January, 2014, CASE hosted a series of events titled "Freedom Week" which included a candlelight vigil, two film screenings, a special event for youth in custody at the Juvenile Detention & Assessment Centers, and the Fourth Annual CASE Anti-Human Trafficking Awareness Walk. Held at the Children's Network on Hospitality Lane in San Bernardino, the walk was attended by over 200 community members and dignitaries. Guest speakers included District Attorney Mike Ramos, Public Defender Phyllis Morris as well as a survivor who shared her inspiring story of hope and resiliency.



County of San Bernardino Board of Supervisors Proclamation

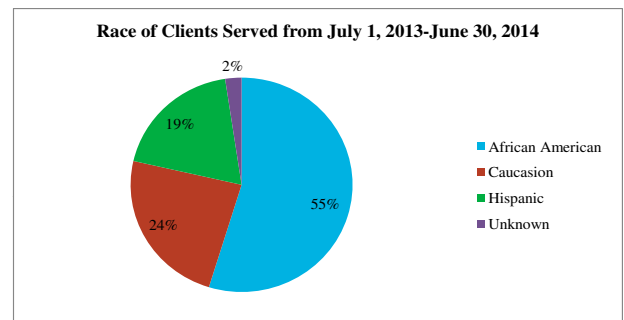
In January 2014, the County of San Bernardino Board of Supervisors issued a proclamation that designated January as "Human Trafficking Awareness and Prevention Month" bringing our County's efforts in line with those at a national level and bringing attention to the issue of the commercial sexual exploitation of children in our community. We are very grateful to the Board of Supervisors for all of their support in the work we do!

Outreach & Education Committee

In FY 2013-2014, the CASE Outreach and Education Committee met on the second Tuesday of each month. This meeting provides the community an opportunity to come together to learn more about the commercial sexual exploitation of children in the County and to network with other community members and professionals who are also interested in these issues. It also provides CASE the opportunity to present guest speakers and reports from the CASE Team members who work with sexually exploited minors on their case loads.

Training

In 2014, CASE continued to be dedicated to providing training to anyone in San Bernardino County interested in learning more about the commercial sexual exploitation of children. This included social workers, therapists, probation officers, law enforcement, medical professionals, community members, educators and others. CASE provided training and education to almost 4,175 individuals in San Bernardino County during 2013-2014!



Mentoring Youth Task Force

The Mentoring Resource Coordinator continues to develop collaborative efforts between Department of Behavioral Health, Children's Network, and other County and community partners to assist with connecting high-risk system-involved youth with mentoring programs.

The Mentoring Task Force was created to bring existing mentoring programs, county staff, and community partners together to share information and facilitate greater mentoring relationships between high-risk youth and community-based mentoring programs. In the 2013-2014 year, the strategic goals of the Mentoring Taskforce were focused around recruitment and training of both mentors and mentees, as well as continued outreach.

In 2014, the third Spring Jam event was held at Fiesta Village Amusement Park in collaboration with various community and County agencies. This event replicates the mentoring experience for both adults and youth. It is an opportunity for adults and youth to participate in activities that are based around the fundamental concept of mentoring. Adults can experience what it is like to be a mentor and youth experience what it is like to be a mentee. It is a beneficial event to promote mentoring.

In the 2013-2014, the Mentoring Youth Taskforce held its inaugural Mentoring Recognition Awards at the Steelworkers' Auditorium in Fontana, CA in January during National Mentoring Month. This event was an opportunity to recognize individuals and organizations that do exceptional work around mentoring. This year, twelve organizations that mentor youth were honored for their service. The groups serve youth Countywide by providing them with one-on-one, group and education based mentoring.

The Mentoring Taskforce Logo was selected from numerous design entries by youth in San Bernardino County. The picture to the right shows the winner of the Logo Design Contest. This is the logo that is now used by the Taskforce.



Child Abuse Prevention Committee

Child Abuse Prevention Councils (CAPCs) are community councils whose primary purpose is to coordinate the community's efforts to prevent and respond to child abuse and conflict. Councils shall be incorporated as nonprofit corporations, or established as independent organizations within county government, or comparably independent organizations as determined by the office. (California Department of Social Services Office of Child Abuse Prevention, August 2014)

Children's Network chairs the San Bernardino County Child Abuse Prevention Committee meetings. Meeting attendees include representatives from various San Bernardino County agencies and a number of community partners.

At each meeting, a Safe Kids Inland Empire representative reports on issues regarding drowning/submersion rates for children in San Bernardino County, as well as, any increases in specific unintentional injuries of children. An update on recent child abuse cases involving the Sheriff's Department is reported on by a representative of the San Bernardino County Sheriff's Department. A representative from San Bernardino County Children and Family Services discusses areas (cities) where there has been a significant increase in child abuse referrals and/or if there has been an increase in certain types of child abuse. From the information collected, the committee then discusses how to best direct child abuse prevention resources to the areas where there has been an increase in child abuse and neglect referrals.

The meeting's agenda often includes informational presentations from various regional resources and programs which attendees can then share with their agencies and the families they work with. Some examples of this year's presentations include: the Summer Meals Program, Lead Poisoning Prevention Program, El Sol Neighborhood Educational Center, Covered California, and Option House's Teen Dating Violence Program.

The San Bernardino County Child Abuse Prevention Committee meets at 9 a.m. on the first Tuesday of every month. The meeting location is Children's Network, 825 E. Hospitality Lane, Room B/C, San Bernardino, CA, 92415. This meeting is open to the public.

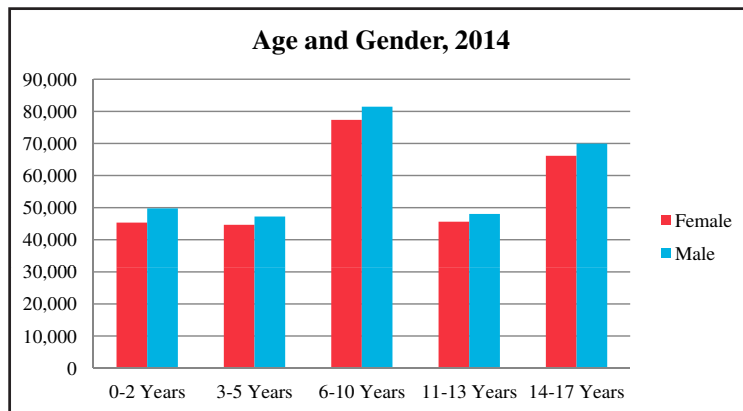


San Bernardino County Child & Youth Demographics

San Bernardino County Child Population by Age and Gender: 2014

In 2014, children between 6-10 years of age were most prevalent in the County. Overall, the ages of children were fairly distributed along the spectrum. Furthermore, the graph indicates that there were more males than females across all age groups.

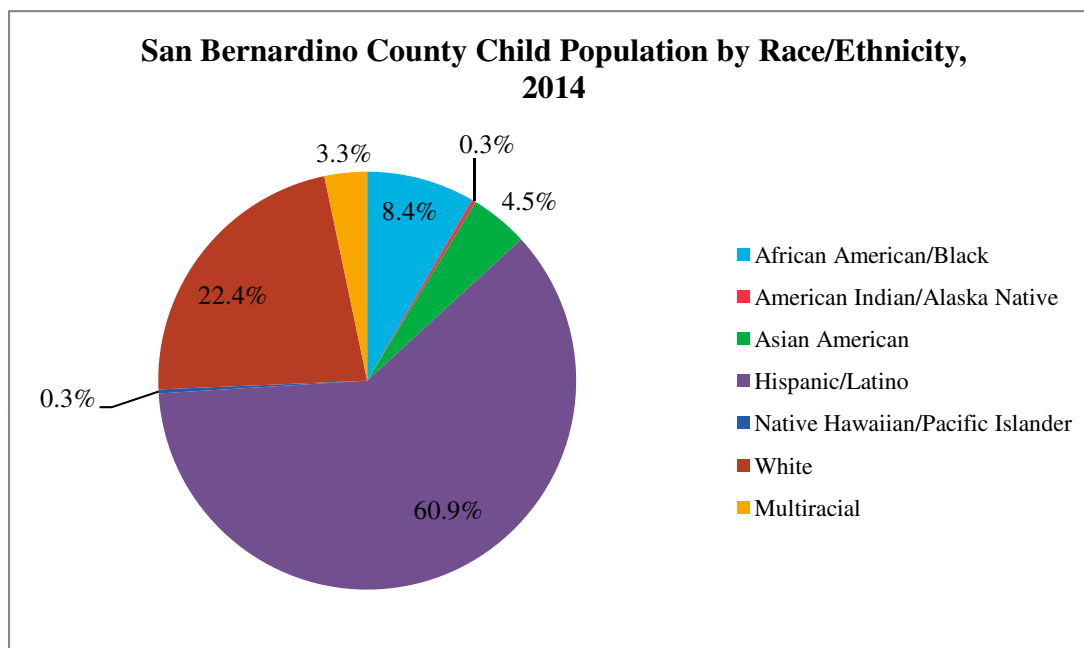
San Bernardino County	Number		
	Female	Male	Total
0-2 Years	45,351	49,789	95,140
3-5 Years	44,645	47,231	91,876
6-10 Years	77,358	81,461	158,818
11-13 Years	45,637	48,029	93,666
14-17 Years	66,171	69,927	136,098
Total 0-17	279,161	296,436	575,598



Prepared by Children's Network, June 2015

Data Source: As cited on kidsdata.org, California Dept. of Finance, Race/Ethnic Population with Age and Sex Detail, 1990-1999, 2000-2010, 2010-2060 (Jun. 2014); U.S. Census Bureau, Current Population Estimates, Vintage 2013 (Jun. 2014).

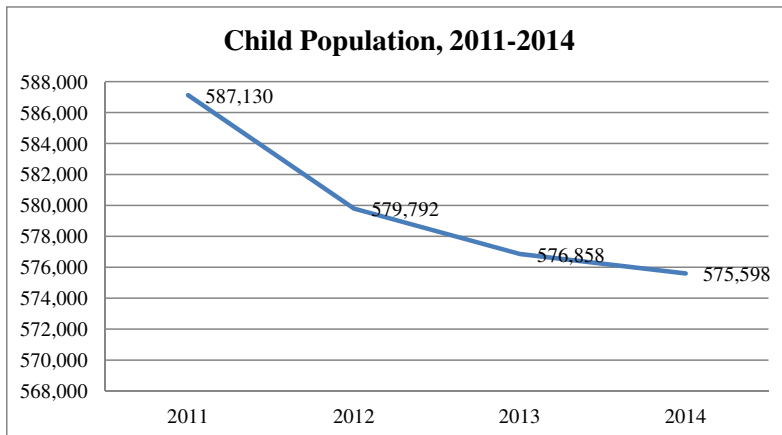
In 2014, more than 60% of children in San Bernardino County were Hispanic/Latino, about 20% were White, and about 8% were African American/Black. This is similar to the demographic breakdown that was seen in the 2013 annual report.



Prepared by Children's Network, June 2015

As cited on kidsdata.org, California Dept. of Finance, Race/Ethnic Population with Age and Sex Detail, 1990-1999, 2000-2010, 2010-2060 (Jun. 2014); U.S. Census Bureau, Current Population Estimates, Vintage 2013 (Jun. 2014).

Child Population in San Bernardino County, 2011-2014



As the graph to the left indicates, there continues to be a steady decrease in the number of children being born in San Bernardino County since 2011.

Prepared by Children's Network, June 2015

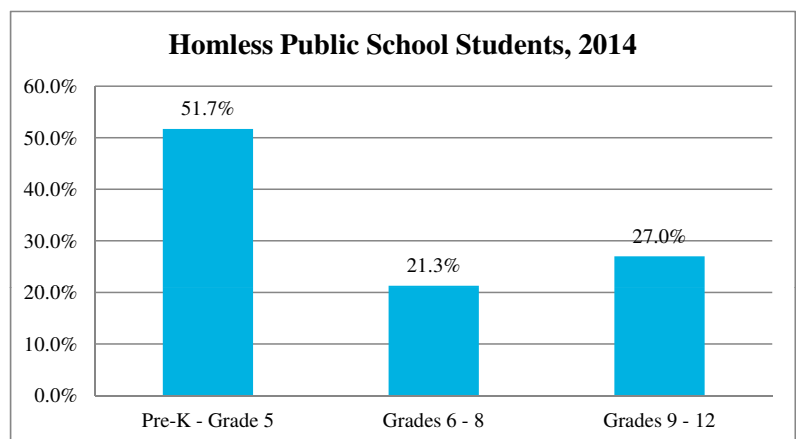
Data Source: As cited on kidsdata.org, California Dept. of Finance, Race/Ethnic Population with Age and Sex Detail, 1990-1999, 2000-2010, 2010-2060 (Jun. 2014); U.S. Census Bureau, Current Population Estimates, Vintage 2013 (Jun. 2014).

Homeless Public School Students by Grade Level, 2014

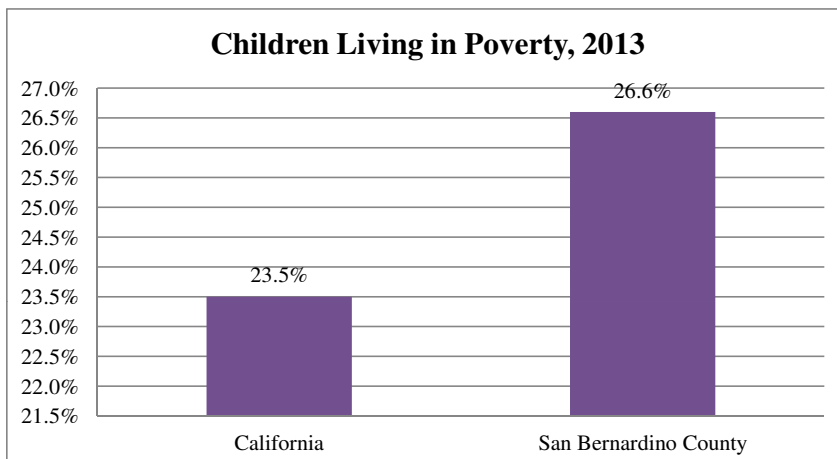
The graph to the right depicts the percentage of homeless public school students in each grade level. 51.7% of homeless students in San Bernardino County were in Pre-K through 5th grade. This data also included children who reported staying in shelter, hotel/motel, or who are sharing housing due to loss of housing. San Bernardino County has a higher rate compared to the State of California average.

Prepared by Children's Network, June 2015

Data Source: As cited on kidsdata.org, Special Tabulation by the Homeless Education Program in the School Turnaround Office at the California Department of Education (Jan. 2015).



Percentage of Children Living in Poverty in San Bernardino County, 2013



Estimated percentage of children ages 0-17 living in families with incomes below the Federal Poverty Level, which was \$23,624 for a family of two adults and two children in 2013.

Prepared by Children's Network, June 2015

Data Source: As cited on kidsdata.org, U.S. Census Bureau, American Community Survey (Sept. 2014).



San Bernardino County Child Death Data

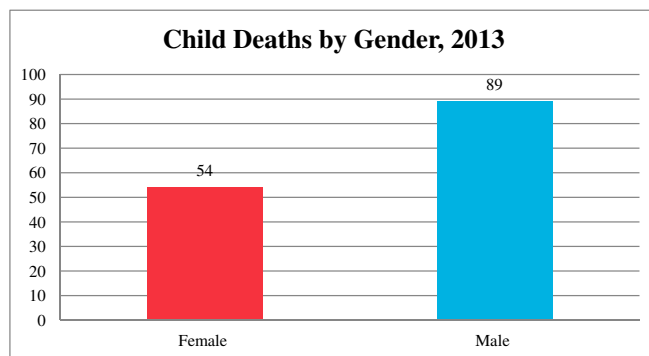
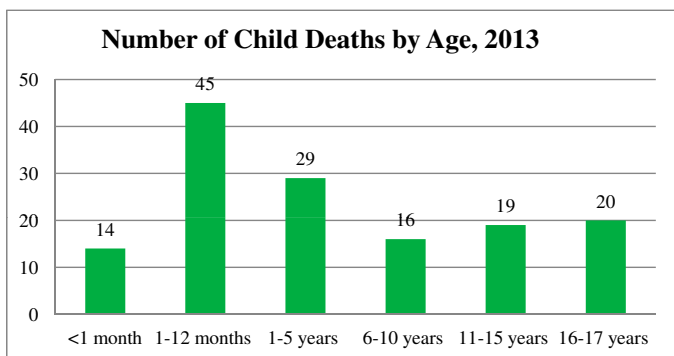
SAN BERNARDINO COUNTY CHILD DEATH DATA

This section will focus solely on deaths that occurred among children ages 0-17, who were residents of San Bernardino County, and were reviewed by the Child Death Review Team (CDRT) in 2013. All of these deaths can be classified as one of the following: Natural, Accident, Traffic, Homicide, Suicide, or Undetermined in the manner of death. The data and cases that are being shared in this report were obtained through the Coroner's database called the Coroner's Case Management System.

Demographics: 2013

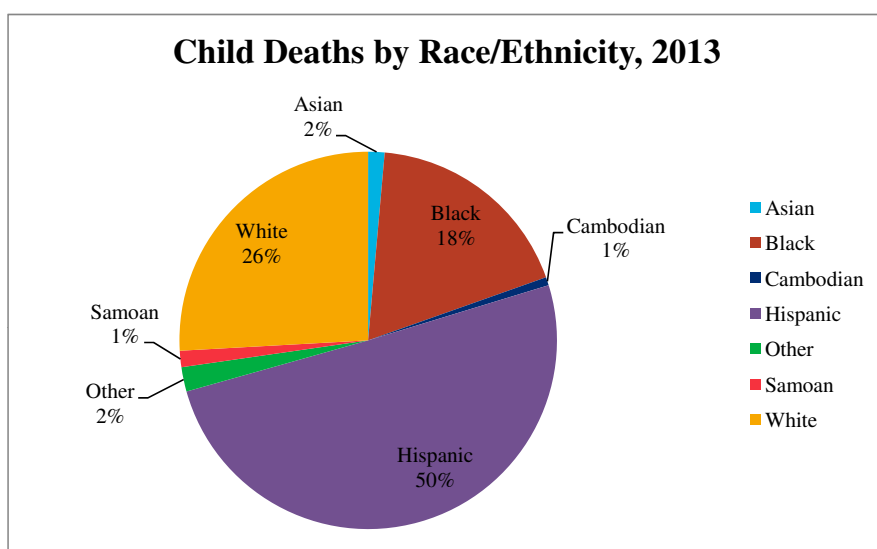
Age/Gender

In 2013, a total of 143 deaths were reviewed by the San Bernardino County Child Death Review Team (CDRT), 14 more than in 2012. 62% (n=89) were male and 38% (n=54) were females. A reoccurring trend is present, once again, with more deaths among males in comparison to female. Furthermore, 62% (n=88) of the total deaths were among children 0-5 years. Unfortunately, this is a consistent trend that has been seen in previous years. In 2012, 67% of deaths were among children in this age range and in 2011 the total was 61%. The age group of 0-12 months represents 41% (n=60) of the total deaths reviewed in 2013, accounting for almost half of the cases reviewed. 38% (n=55) of deaths were in the 6-17 year age range.



Race/Ethnicity

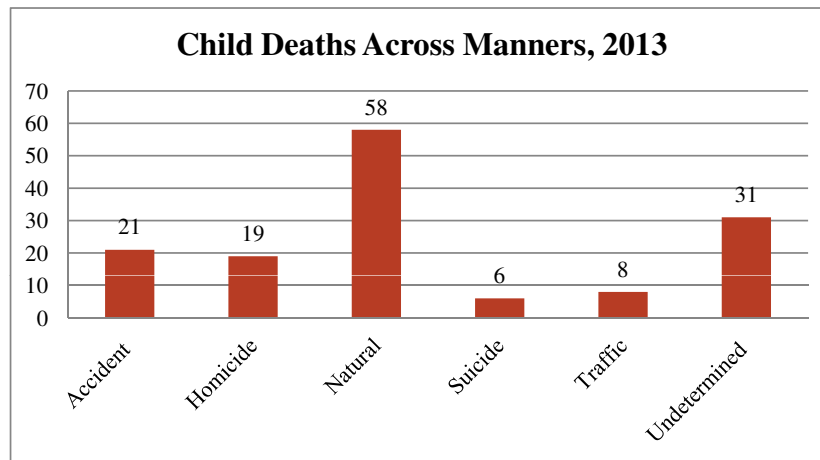
In 2013, Hispanic children accounted for the highest number of child deaths in the County. However, Hispanics also represent about 50% of the total population in San Bernardino County, according to the U.S. Census Bureau. A decrease in deaths among White and Black children was seen in 2013. Although children's deaths among Blacks are a smaller proportion in comparison to Hispanics and Whites, they are over-represented in comparison to their 9.5% proportionality in the general San Bernardino County population.



San Bernardino County Child Deaths: Manners

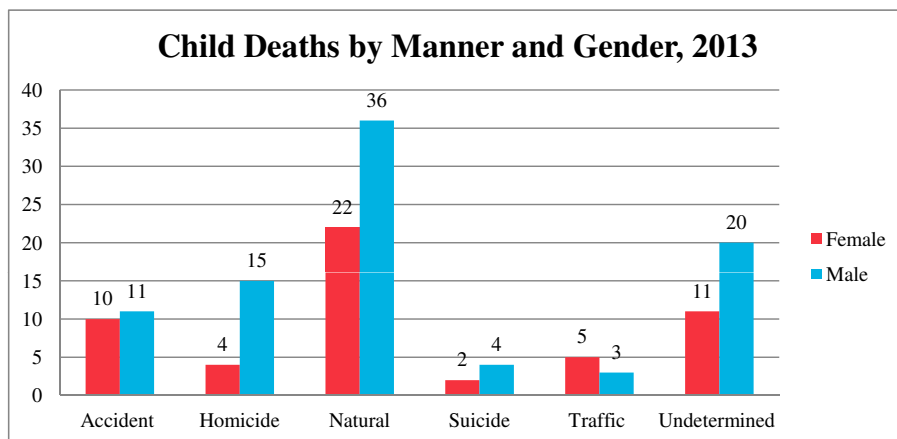
The manner or mode of death is the official category that is listed on the death certificate. In 2013, natural deaths accounted for the majority of the cases reviewed by CDRT, followed by undetermined manners. In total, 41% (n=58) of deaths among children in San Bernardino County were listed as natural, 22% (n=31) were undetermined, 15% (n=21) were accidents, 13% (n=19) were homicides, 6% (n=8) were traffic related, and 4% (n=6) were suicides.

In 2013, three categories saw an increase in cases: accident, homicide, and undetermined. There were 21 accident cases in 2013, compared to the 12 cases in 2012; 19 homicides in 2013, compared to the 9 cases in 2012; and 31 undetermined cases in 2013, compared to the 26 cases in 2012. Inversely, natural, traffic, and suicide cases decreased slightly from 2012.



Child Deaths by Manner and Gender

Male child deaths continue to outnumber female child deaths in 2013. In 2013, 62% (n=89) of all child deaths were males. In the natural, homicide, and undetermined manner categories, male deaths were almost double compared to females. In fact, 79% (n=15) of the total homicides reviewed this year were males. The only category that saw a higher percentage of female deaths was traffic. Of the eight accident related deaths in 2013, five of them were females.



SAN BERNARDINO COUNTY CHILD DEATH DATA

Child Deaths by Manner and Age

Overall, 2013 saw an increase in deaths in each age group, except in the <1 month age group. Deaths among <1 month olds decreased nearly by half, while the 6-10 year age group doubled from 2012. Children between the age of 0-5 accounted for 55% (n=32) of the natural death cases reviewed by the CDRT in 2013. As the chart illustrates, undetermined was the second leading manner of death for children, and within this category 81% (n=25) of the deaths were children 1-12 months of age. In comparison to last year, homicide related deaths more than doubled in 2013 and once again became the leading cause of death among teenagers age 16-17 years, with six of the nineteen deaths being within this age group. Furthermore, homicide related deaths among children 0-5 also doubled from five deaths in 2012 to ten deaths in 2013.

	<1 month	1-12 months	1-5 years	6-10 years	11-15 years	16-17 years
Accident	2	3	11	1	2	2
Homicide	1	4	5	1	2	6
Natural	8	13	11	12	9	5
Suicide					2	4
Traffic			2	2	2	2
Undetermined	3	25			2	1
N	14	45	29	16	19	20
%	9.79%	31.47%	20.28%	11.19%	13.29%	13.99%

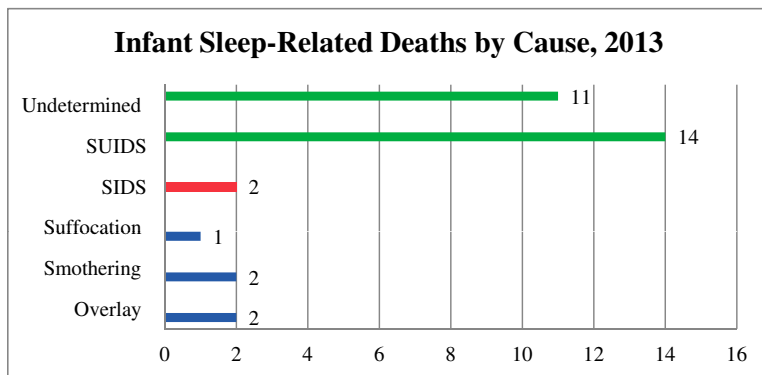
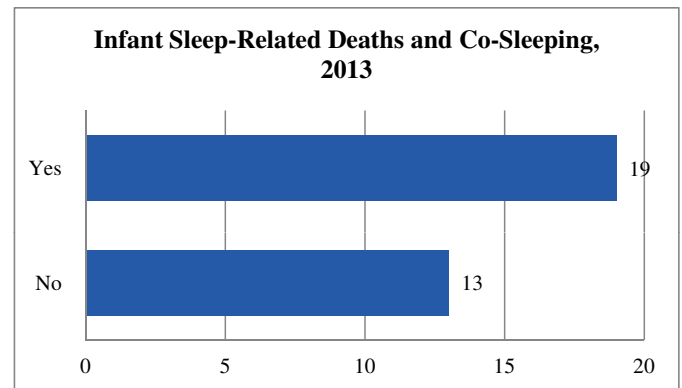
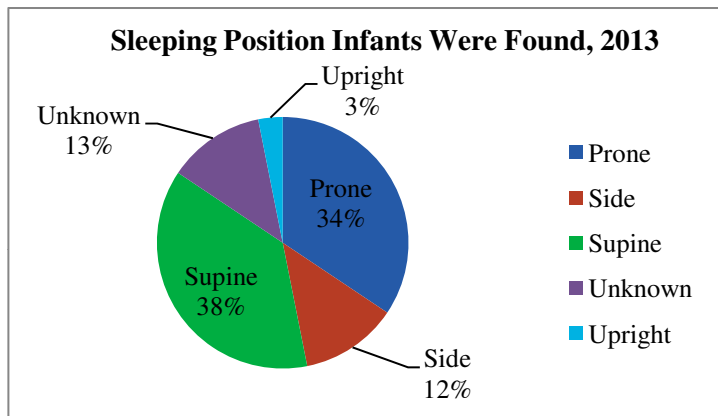
Child Deaths by Manner and Race/Ethnicity

As in years past, the natural manner continues to be the leading cause of death among all races in 2013. The only race in which natural manner was second was among Blacks, in which undetermined manner of death was the leading cause. 67% (n=14) of accident deaths, 75% (n=6) of traffic deaths, and 63% (n=12) of homicide deaths were among Hispanics. Three of the six (50%) suicide related deaths in 2013 were among Whites

	N	%	Accident	Homicide	Natural	Suicide	Traffic	Undetermined
Asian	2	1.40%			2			
Black	26	18.18%	2	2	10	1		11
Cambodian	1	0.70%			1			
Hispanic	72	50.35%	14	12	28	2	6	10
Other	3	2.10%			2			1
Samoan	2	1.40%			1			1
White	37	25.87%	5	5	14	3	2	8

Special Topics: Infant Sleep-Related Deaths, 2013

In 2013, 32 infants were found unresponsive in their sleep environments and subsequently died within San Bernardino County. Approximately, 59% (n=19) of these infants were known to have been bed/space sharing with a parent, sibling, or family member. Sleeping locations for bed sharing cases this year included the bed, couch with blankets, on top of a pillow, play pen, bassinet, in a crib with a sibling, on the floor, air mattress, upright cradle swing, and a pack n' play. Note: The cases included in the study include deaths across multiple manners including natural, accident, and undetermined.

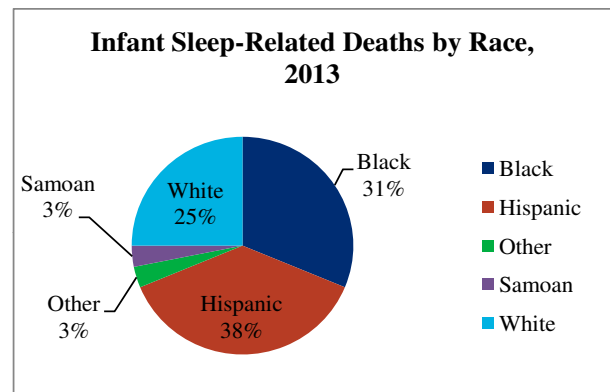
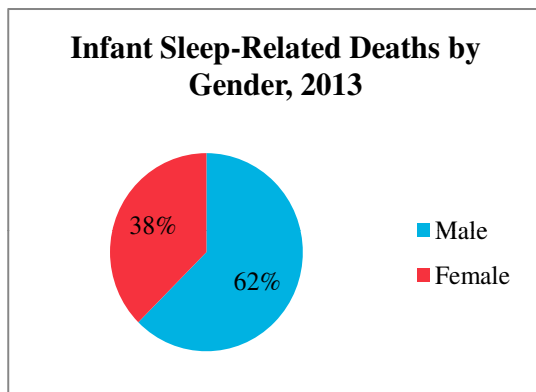
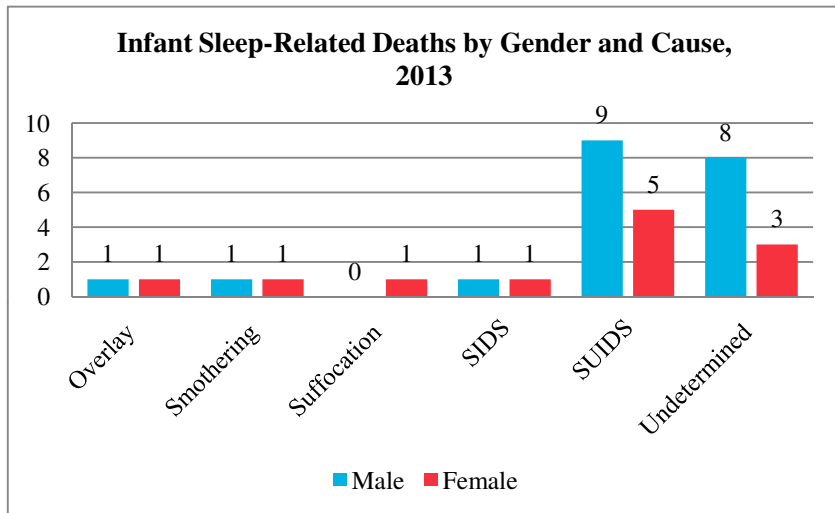
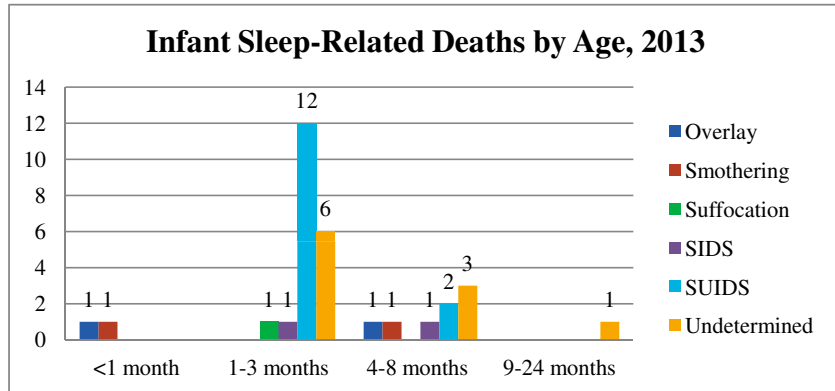


High Desert	10
Mountains	1
West End	3
East Valley/Central	5

	Overlay	Smothering	Suffocation	SIDS	SUIDS	Undetermined
Accident	2	2	1			
Natural				2		
Undetermined					14	11

SAN BERNARDINO COUNTY CHILD DEATH DATA

Below is the demographic data that describes the 32 infants who were found unresponsive in their sleeping environments and who subsequently died in 2013.



Prepared by Children's Network, June 2015. Source: Child Death Review Team records and 2013 Coroner Case Management System



Children and Family Services Report

CHILDREN AND FAMILY SERVICES REPORT

Mission of Children and Family Services

Children and Family Services (CFS) protects endangered children, preserves and strengthens their families, and develops alternative family settings. Services mandated by law and regulation will be provided in the least intrusive manner with a family centered focus. This mission is accomplished in collaboration with the family, a wide variety of public and private agencies, and members of the community.

Current Status

CFS provides family-centered programs and services designed to ensure safety, permanency and well-being for San Bernardino County's children while strengthening and attempting to preserve the family unit. CFS helps prevent further harm to children from intentional physical or mental injury, sexual abuse, exploitation or neglect by a person responsible for a child's health or welfare. Services provide support for families and strive towards reducing risks to children, improving parenting skills, and strengthening social support networks.

Safety

The highest priority for CFS is to ensure the safety of children in San Bernardino County. Allegations of abuse and neglect are primarily received through the Child and Adult Abuse Hotline (CA AHL), and from there, referred to the appropriate region for continued investigation/evaluation. The following table shows the number and type of allegations for 2013 and how they were disposed:

Children with one or more Allegations for Jan 1, 2014 to Dec 31, 2014						
<u>Allegation Type</u>	<u>Disposition Type</u>					
	<u>Substantiated</u>	<u>Inconclusive</u>	<u>Unfounded</u>	<u>Assessment Only/ Evaluated Out</u>	<u>Not Yet Determined</u>	<u>Total Allegations</u>
Sexual Abuse	320	663	1,826	1,035	512	4,356
Physical Abuse	398	885	4,743	774	802	7,602
Severe Neglect	431	183	743	34	276	1,667
General Neglect	2,777	2,565	8,833	2,875	1,497	18,547
Exploitation	2	5	7	1	.	15
Emotional Abuse	56	128	161	65	53	463
Caretaker Absence/ Incapacity	487	161	498	75	118	1,339
At Risk, Sibling Abused	360	345	3,065	233	588	4,591
Total	4,831	4,935	19,876	5,092	3,846	38,580

Needell, B., Webster, D., Armijo, M., Lee, S., Dawson, W., Magruder, J., Exel, M., Cuccaro-Alamin, S., Putnam-Hornstein, E., King, B., Morris, Z., Sandoval, A., Yee, H., Mason, F., Benton, C., & Pixton, E. (2015). CCWIP reports. Retrieved 4/27/2015, from University of California at Berkeley California Child Welfare Indicators Project website. URL: http://cssr.berkeley.edu/ucb_childwelfare

Referrals

CAAHL receives and processes calls from the community regarding suspected abuse, neglect and exploitation of children, elderly and dependent adults. Screeners staff the phone 24 hours a day, 7 days a week. The Hotline is staffed with one Supervisor from the Department of Adult and Aging Services, 5 CFS Supervisors, a team of Intake Specialists and Clerical staff. CAAHL has a Kids Corner available for social workers to bring children while waiting to find emergency placements and relative approval placements after hours. There is a play room, video games, movies, a kitchen, a sleeping room and office equipment with a computer telephone and printer to assist the after-hours social worker.

CFS has maintained partnerships with the surrounding counties regarding the crossover referrals. Our leadership participates with eight Southern California Counties in a Memorandum of Understanding (MOU), attending quarterly meetings for coordination of response on these cross jurisdictional issues.

A number of options are available to Social Workers investigating referrals for abuse and neglect, one of which is removal from the home and entry into the foster care system.

The following table shows the number of entries for 2014 by Race/Ethnicity:

Foster Care Entries by Race/Ethnicity, 2014			
Race/Ethnicity	# Entered	% of Entries	Incidence/1000*
African American/Black	396	16.3%	8.9
American Indian/Alaska Native	7	0.3%	4.2
Asian American/Pacific Islander	40	1.6%	1.5
Hispanic/Latino	1256	51.6%	3.6
White	713	29.3%	5.8
Missing	21	.9%	na
Total	2433	100.00%	4.3

*Population Data Source: 2014—CA Dept. of Finance: 2010-2060—Pop. Projections by Race/Ethnicity, Detailed Age, & Gender

Foster care entry rates have increased significantly since 2008. it is unclear exactly why this has happened, but it may be related to economic conditions unique to the County. In the same time period, the State as a whole ranged between 3.3 and 3.5 per 1,000.

	2008	2009	2010	2011	2012	2013	2014
Total	2.6	2.8	3.4	3.5	3.7	4.3	4.3

Entry into the foster care system may mean placement in an out-of-home setting. In 2014, according to the point in time counts, the number in care increased from 4,727 to 5,190 by the end of the year, an increase of 9.8%. The chart on the following page shows the kids of placements and the number of children in placement in the beginning, middle, and end of 2014. Kin placements increased at a rate of 12.8% in 2014. Notably, and in accordance with current statute and regulations, the proportion of relative placements increased through 2014 from 36.2% in January 2014 to 37.2% in December 2014.

Needell, B., Webster, D., Armijo, M., Lee, S., Dawson, W., Magruder, J., Exel, M., Cuccaro-Alamin, S., Putnam-Hornstein, E., King, B., Morris, Z., Sandoval, A., Yee, H., Mason, F., Benton, C., & Pixton, E. (2015). CCWIP reports. Retrieved 4/27/2015, from University of California at Berkeley California Child Welfare Indicators Project website. URL: http://cssr.berkeley.edu/ucb_childwelfare

Column1	Column2	Column3	Column4
	Jan-14	14-Jun	14-Dec
Pre-Adopt	37	57	39
Kin	1,712	1,727	1,931
Foster	298	329	296
FFA	1,371	1,393	1,509
Court Specified Home	14	11	9
Group	291	325	320
Non-FC	21	34	22
Transitional Housing	5	18	43
Guardian - Dependent	85	100	106
Guardian - Other	706	683	677
Runaway	59	51	70
Trial Home Visit	12	13	17
SILP	85	96	110
Other (?)	31	32	41
Total	4,727	4,869	5,190

Permanency

The purpose of placement is to ensure the safety of the child until the child can be safely reunified with the parents or guardians, or another permanent option, such as guardianship or adoption, can be established. The following table shows the number and kind of exits to Permanency from 2012 to 2014:

Children exiting, any time in care			
	2012	2013	2014
Reunified	1,079	1,111	1,024
Adoption	386	409	409
KinGAP	78	136	133
Other Guard	101	93	86
Other	268	221	265
Total	1,912	1,970	1,917

Reunification is still the primary means to achieve permanency and eventually more than half of the children that enter out-of-home placement do return to their parents.

Well-Being

Safety and permanency can be expressed quantitatively using a variety of well-established measures. Well-Being on the other hand reflects more on the quality of a child's life and is gauged by those measurable items that imply proper care is being received. For example, the incidence of medical and dental visits, whether the child has individualized education plan or if they have graduated from school.

It is also presumed that relative placement generally improves the quality of a child's life compared to other forms of placements because the connections to the larger family are maintained and the child remains within their own culture. For older youths, participation in Independent Living Program (ILP) services demonstrates positive engagement in building healthy and lasting life skills. For San Bernardino County, the participation in ILP services increased from the baseline quarter of 2009 at 85.8% to the current figure of 89.4%.

Needell, B., Webster, D., Armijo, M., Lee, S., Dawson, W., Magruder, J., Exel, M., Cuccaro-Alamin, S., Putnam-Hornstein, E., King, B., Morris, Z., Sandoval, A., Yee, H., Mason, F., Benton, C., & Pixton, E. (2015). CCWIP reports. Retrieved 4/27/2015, from University of California at Berkeley California Child Welfare Indicators Project website. URL: http://cssr.berkeley.edu/ucb_childwelfare

The System Improvement Plan

Child abuse and neglect are serious, growing and complicated problems. Providing for the safety, permanency and well-being of children requires thoughtful and comprehensive planning.

In 2004, the California Child and Family Services Review (C-CFSR) went into effect. The C-CFSR is a way for child welfare agencies to establish practical goals and develop the means to achieve them, by drawing a map to follow over five years. That map is called the System Improvement Plan (SIP).

Every five years the County renews the cycle of improvement by conducting a thorough assessment and developing a new SIP. The System Improvement Plan is not a fixed set of goals. After reaching one goal, another must be selected. This is called Continuous Quality Improvement (CQI).

The targeted SIP Goals and Strategies are:

- Improve Timely Reunification and
- Increase Permanent Placements for children in care more than two years (permanency).

To achieve these goals the SIP includes 18 strategies. For each strategy there are specific time limited milestones that need to be achieved.

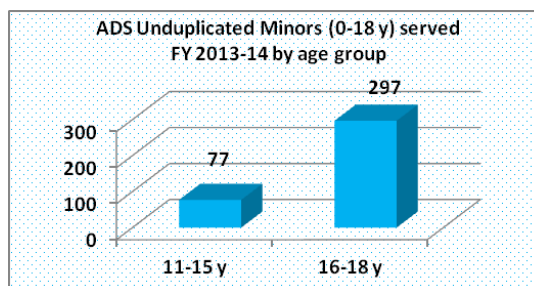
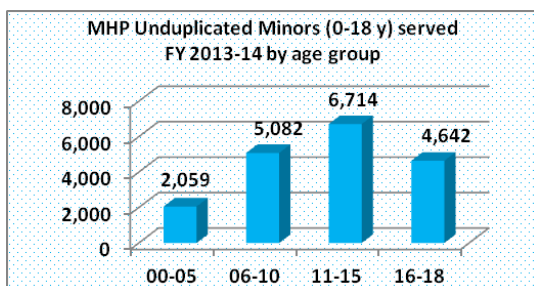
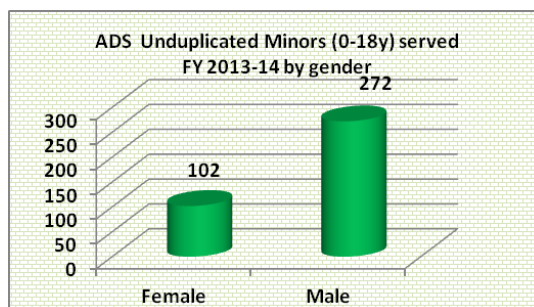
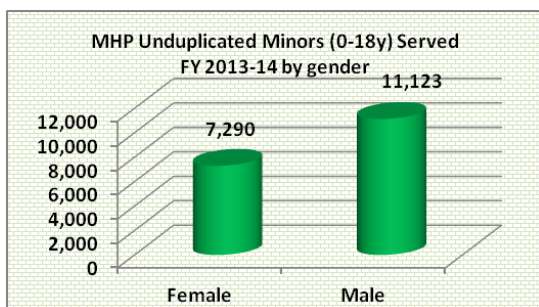


Department of Behavioral Health Report

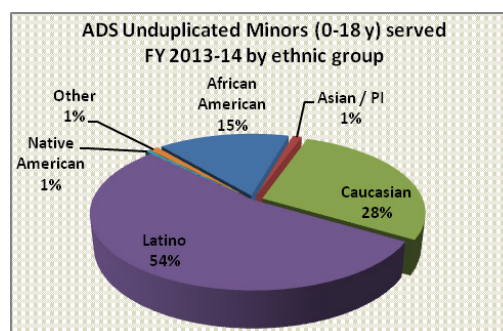
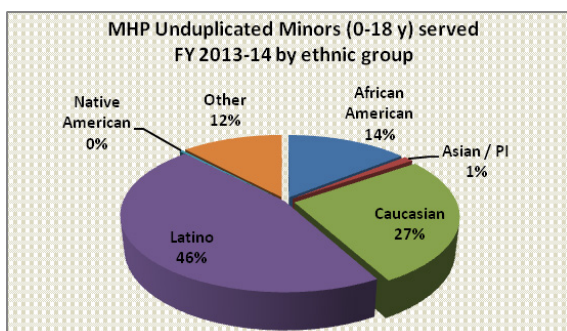
Children's Programs and Clients Served by DBH, 2013-2014

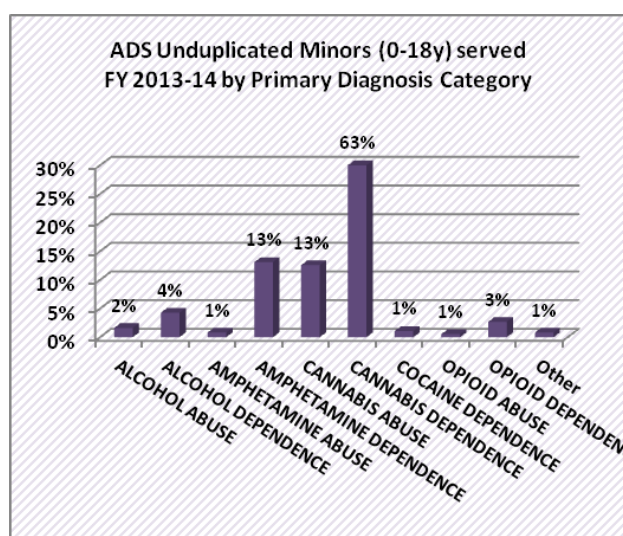
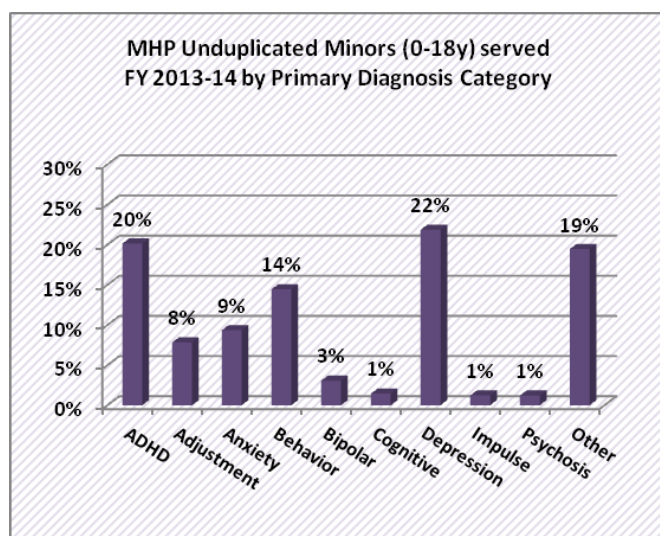
The Department of Behavioral Health (DBH) and contract partners are responsible for providing mental health and substance use disorder services to county residents who are experiencing major mental illness and/or substance use disorders. This network provides prevention, education, treatment, and recovery supports as well as treatment, which may include psychiatric and/or addiction recovery services, to all age groups. Primary emphasis is placed on treating seriously emotionally disturbed children, youth and their families, adults, and older adults who are either experiencing serious mental illness and/or a substance abuse disorder. Another integral part of the behavioral health service delivery system consists of specialized programs, including prevention and early intervention, crisis intervention services, workforce education and training, homeless services, and the Offices of Consumer and Family Affairs and Cultural Competence and Ethnic Services, Healthy Moms and Babies, Drug Court (Adult and Juvenile), and Driving Under the Influence (DUI) programs.

Demographics of Clients Served



The gender ratio of our county's children and youth is approximately 51% male and 49% female. The ratio among minors who receive services from DBH is approximately 61% male and 38% female with less than 1% not identifying gender. This disparity is not much different from prior years and reflects the higher incidence of young males receiving mental health services in the juvenile justice systems and identified by schools and parents as having behavior problems.





The race/ethnicity distribution of minors served demonstrates the well-known disparities between community demographics and the groups that access behavioral health services. The most common diagnoses among mental health clients continue to be Attention Deficit/Hyperactive Disorder (ADHD), Depression, and other behavioral disorders while cannabis dependence is the most common substance use disorder diagnosis. From Fiscal Year 2010-2011 to the FY 2012-2013, the percentage of clients diagnosed with ADHD continues to decrease, while the percentage of clients diagnosed with other behavioral disorders has increased to 19% from 15%.

Mental Health Services Act Funded Children's Programs, FY 2012-2013

The Mental Health Services Act (MHSA) has funded a variety of programs since 2005. The implementation of the MHSA has occurred in three different phases: community Support Services (CSS), Prevention and Early Intervention (PEI), and Innovations. The first MHSA Programs implemented were within the Community Support Services phase and the children's programs focused upon improving access to services through the Community Crisis Response Team (CCRT) (previously the Children's Crisis Response Team, reflecting the expansion of services to the adult community), and the Comprehensive Child and Family Support Services (CCFSS) program.

Since the implementation of CCRT services in October 2004, there has been a steady expansion of Community Crisis Services. This includes a demographic expansion of services county-wide, the creation of Crisis Walk-in Clinics, the expansion to serve adults, and the provision of Crisis Intervention Training (CIT) at the Sheriff's Training Academy. Each of these expansions represents efforts to reach children and youth in times of crisis. The following table provides the number of services provided to children and youth ages 1 through 17 by DBH's Community Crisis Response Team:

Community Crisis Response Team	FY 11-12	FY 12-13	FY 13-14
	2156	2175	2340

Comprehensive Child and Family Support Services (CCFSS)

CCFSS has been modified into three different programs, each addressing different levels of services that children and youth may need. The original program, Success First/Early Wrap addressed the needs of children and youth who were perceived to be at risk for failing in a placement (e.g., school, group home, foster home), but not being so severe as to warrant enrollment in the SB163 Wraparound Program. CCFSS was later expanded to support the mental health services provided within SB163 Wraparound, as these two programs were part of the same continuum. Additionally, CCFSS was expanded to include Residentially Based Services (RBS), a high level residential program that was part of a state-wide pilot study. In June 2013 involvement with the pilot program was discontinued in order to expand the services to more group homes. The new program, Children's Residential Intensive Services (ChRIS), is an expansion of RBS and started in FY13-14.

DEPARTMENT OF BEHAVIORAL HEALTH REPORT

A summary of the number of children and youth served in these programs is provided in the following table:

Comprehensive Child and Family Support Services (CCFSS)	FY 11-12	FY 12-13	FY 13-14
Success First/Early Wrap	195	460	479
SB 163 Wraparound Program	520	549	631
RBS/ChRIS	22	17	25

Other significant children's program efforts in Fiscal Year 2013 – 2014 include two programs jointly funded with First 5 of San Bernardino [i.e., Screening, Assessment, Referral, and Treatment (SART) and Early Identification and Intervention Services (EIS)] and coordinated efforts with the Department of Children and Family Services to screen, assess, and treat at risk foster youth identified as Katie A. class members.

	Unduplicated Clients	Total Service Hours
SART	1,686	47,259
EIS	280	4,218
Katie A.	344	19,574

Prevention and Early Intervention (PEI) Programs

The development of PEI services transpired through Mental Health Services Act (MHSA) funding, in partnership with community members, behavioral health consumers, family members and other community partners. PEI programs serve children, youth, adults and older adults, and are intended to implement strategies at the early end of the continuum of behavioral health care, to deter the onset of mental health conditions and/or improve a mental health problem in the early stages of its development. Inherent in its intent, PEI contributes to changing community conditions and risk factors that are proven to increase the likelihood of developing a mental health condition. The overall goals of PEI include: suicide reduction; reduction of incarcerations; reduction of school failure/dropout rates; reduction of unemployment among mental health consumers; reduction of prolonged suffering; reduction of homelessness among consumers; reduction of stigma and discrimination associated with mental illness; and reduce the number of minors removed from their home.

Although PEI programs serve children and adults, many PEI programs focus specifically on children (ages 0-15) and their families. In FY 2012-13, an estimated 52% of the County Department of Behavioral Health's PEI MHSA funding (or about \$6,640,327 million) was utilized directly to support programs serving children.

The table below provides a summary of the services provided to children (ages 0-15).

PEI Program	FY 11-12	FY 12-13	FY 13-14
Student Assistance Program	25,758	55,484	47,806
Child & Youth Connection	470	3,283	54,524
Family Resource Center	18,197	48,221	31,149
LIFT Program	196	210	126
Military Service & Family Support	99	696	2,048
Native American Resource Center	3,279	1,419	1,577
NCTI Crossroads Education	8,379	6,665	4,711
Preschool PEI Program	1,013	2,251	1,436
Promotores de Salud/Community Health Workers	175	223	844
Community Wholeness & Enrichment	449	852	53
Resilience Promotion in African American Children			7,072
Total	37,452	119,259	151,346

Environmental Prevention Program, 2013-2014

Environmental Prevention programs offer technical assistance countywide to community coalitions, schools, law enforcement and other stakeholders to address alcohol and other drug availability and accessibility through evidence based research and practices. Services offered include; substance use disorder media development, community capacity building, education, and technical assistance trainings intended to enhance the awareness and capacity of communities in order to reduce alcohol and other drug related problems.

In 2014 the County launched the Environmental Prevention Community survey to measure community views on alcohol and other drug prevention. Out of 3,200 respondents, 74% or 2415 respondents indicated yes, underage drinking was a problem in their community, 21% or 697 responded no problem, and 3% or 88 responded other problems.

Technical assistance is provided to 14 regional and city level community coalitions, in partnership with four (4) contract providers and the Department of Public Health. Communities United is a countywide network of coalitions who share information and work toward county substance use disorder goals and objectives. Current county initiatives are: Binge and Underage Drinking, Methamphetamine and Other Controlled Substances, and Synthetic Drugs.

Providers collected over 10,000 attitude and perception surveys from the public during fiscal year 13/14. Data points gained from surveys lead to media opportunities, which could lead to policy changes. From this, San Bernardino County and thirteen (13) cities have established Social Host Ordinances.

The San Bernardino County Public Health Department has partnered to sponsor 17 Friday Night Live (FNL) and Club Live (CL) youth chapters throughout the county.



District Attorney's Office Report

The San Bernardino County District Attorney's Office – Juvenile Division

The Juvenile Division of the San Bernardino County District Attorney's Office is comprised of two Juvenile Offices that service the Juvenile Courts located in San Bernardino and in Victorville. The office previously maintained a Juvenile Division servicing the West Valley Superior Court and West End communities in Rancho Cucamonga. However, with the closure of the West Valley Superior Court Juvenile Division in 2012, the office merged the Rancho Juvenile Office into the San Bernardino Juvenile Division.

During the fiscal year of 2013 through 2014, approximately 4,649 juvenile delinquency cases were referred from law enforcement agencies throughout the county to both Juvenile Divisions of the District Attorney's Office in San Bernardino and Victorville. A total of 4,071 cases were filed.

In the fiscal year of 2014 through 2015, approximately 3959 juvenile delinquency cases were referred from law enforcement agencies throughout the county to both Juvenile Divisions of the District Attorney's Office in San Bernardino and Victorville. A total of 3381 cases were filed.

In addition to the prosecution of Juvenile Delinquency cases in both divisions, the Juvenile Division of the District Attorney's Office continued operation of the following programs:

Let's End Truancy (LET) Project

LET Unit Mission Statement:

"Truancy is often the gateway to juvenile delinquency and more serious adult crime. We want to help keep children in school and out of trouble by assisting schools and parents. The San Bernardino County District Attorney's Office has made reducing truancy a priority."

There are three senior Deputy District Attorneys, two office assistants and a retired probation officer assigned to the LET unit. The unit is managed by a Supervising Deputy District Attorney. The unit operates in three geographical areas of the county to provide countywide service. Deputies that are assigned to the unit travel throughout the county, visit schools, conduct home visits, attend SARB meetings, participate in career days at school, conduct truancy related presentations and assist with training high school students for youth court. During the 2013-2014 fiscal year, the unit participated in over 1,000 SARB hearings; conducted over 200 home visits and assisted with four truancy/student recovery sweeps. In addition to this, the LET unit helped initiate a Youth Court program in Ontario; worked with the Attorney General and San Bernardino Superior Court on truancy issues; participated in State SARB meetings; expanded the Project Comeback program from the central area into the west end; and helped organize a mock Driving Under the Influence Sentencing program for high school students just before prom and graduation.

Office clerical assistants assigned to the LET Unit, monitor student attendance in 31 school districts within the county. During the 2013-2014 fiscal year, over 2,080 new students were enrolled into the LET data base county wide.

Camp Good Grief

Camp Good Grief is an annual, cost-free, three-day camp that is for children who have lost a sibling, parent, or caregiver to homicide or suicide. The children that attend are between the ages of nine to fifteen years. This camp was designed by Loma Linda Children's Hospital and the Child Life Program because of the stigma associated with homicide and suicide; many child victims of traumatic crimes often feel emotionally distant to those children who may have lost a parent or sibling to an illness or injury. Camp Good Grief provides a supportive and safe environment where children can enjoy typical activities of a summer camp. This camp also offers the opportunities for children to work with professionals, and share their feelings related to their loss, learn new ways to cope, and interact with other children and teens in an atmosphere of love and acceptance.

Parent Project

Is also a part of the LET program. The Parent Project is nationally recognized as an evidence-based class in use all over the country for many years. Instructors are certified by the Parent Project, the curriculum is specific with lesson plans and work books provided by the Parent Project organization to assist parents address every day problematic behaviors and non-attendance of school problems of their children.

A session of the program consists of 10 meetings. Meetings run 2-3 hours each (times may vary depending on the needs of the class participants and class activities). On some occasions parents meet with the instructor after class to work on specific family concerns. Each parent has a workbook, assignments and projects. While in class they work on issues all parents encounter. The class is led by a certified instructor who is trained in the curriculum. Class size ideally is 15-20 parents. Classes are offered in English and a Spanish interpreter is available when needed. A total of eight 10 week sessions are proposed beginning July 2013 through June 2014.

This intervention program decreases conduct disorder, aggression, reduces truancy and improves school performance, reduces use of illegal drugs, alcohol and tobacco, gang involvement, and domestic violence. As mentioned previously, this is an evidence based curriculum and has shown to be effective in dramatically reducing calls for service by police when parents complete the course and practice what they have learned.

The LET Unit hired a retired Probation Officer to teach the "Parent Project" curriculum to parents with defiant children who refuse to attend school who also have other behavioral issues. Currently the Parent Project services San Bernardino and the surrounding communities however we are hoping to expand the program to the Hi Desert Communities as well.

Girl's Court

Until recently, the Juvenile Court Delinquency System failed to recognize the special need for strategic training, recognition, and treatment of young girls in juvenile delinquency court. As a result, Girls Court was formed by a collaborative effort with the Superior Court of California - San Bernardino County – Juvenile Branch, the San Bernardino County District Attorney's Office – Juvenile Division, the San Bernardino County Public Defender's Office- Juvenile Division, the Private Defense Bar, the San Bernardino County Probation Department and the Department of Behavior Health. Girl's Court is a multi -agency partnership whose mission is to identify and provide support and rehabilitation services to these young girls.

These are young girls who have been victims of commercial sexual exploitation or girls who are in danger of becoming sexually victimized. Typically, these are girls who share one or more of the following risk factors: have a history of running away; have been victims of sexual and/or physical abuse; have families who are unstable; are substance abusers; and have been arrested prostitution or for loitering with intent to engage in prostitution. It is anticipated Girl's Court will become fully operational in June of 2015.

DISTRICT ATTORNEY'S OFFICE REPORT

GRIP

The San Bernardino County District Attorney's Gang Resistance Intervention Partnership (GRIP), in partnership with the San Bernardino City Unified School District, hosted a graduation ceremony for second and fifth grade students from Hunt Elementary School in San Bernardino.

"This is a proactive partnership between our educators and students that allows us to make a positive impact in the lives of our children," District Attorney Ramos said. "By effectively using time and resources today to teach our students, we can steer them away from the dangers and influences of gangs tomorrow."

During the graduation celebration, 200 students received certificates and a GRIP backpack filled with supplies. After the graduation, students were treated to a surprise visit and photo session with Inland Empire 66ers mascot Bernie. Each graduating student received two complimentary baseball tickets donated by the Inland Empire 66ers organization.



Students from Hunt Elementary display their GRIP certificates following graduation ceremony



Second grade students pose for a picture after graduation ceremonies at Hunt Elementary

The second grade students who participated in the program successfully completed a 7-week course, while the fifth grade students completed a 9-week course. Both curriculums—which focus on the dangers of gangs and drugs, positive choices and respect for others and property—were instructed by school security officers with the San Bernardino Unified School District.

"We are pleased to partner with the San Bernardino County District Attorney and San Bernardino City Unified School District in preventive efforts that focus students on positive behaviors and keep them engaged in school and their communities," County Superintendent Ted Alejandre said. "The GRIP program has had great success and is making a positive impact in the lives of students and families." The GRIP Program is now in its fifth year and has graduated over 4,500 students.

"We need to be proactive, and intervention and prevention is the best way to get the job done," District Attorney Ramos said.



Partnership for Healthy Mothers and Babies Report

Partnership for Healthy Mothers and Babies Program

The Partnership for Healthy Mothers and Babies Program is a collaborative effort between First 5 San Bernardino, Department of Public Health, and Department of Behavioral Health. The Program was implemented in 2004 under the name, Perinatal SART Program to serve women who use tobacco, alcohol, and illicit drugs during pregnancy, to decrease the adverse effects to women and unborn children in the County of San Bernardino. The Program partners with community agencies and private providers for outreach and collaboration for delivery of perinatal services.

The Mission of Partnership for Healthy Mothers and Babies Program is to institute a process of screening and assessment for pregnant women in the County of San Bernardino for drug, alcohol, tobacco use and/or abuse followed by referral to appropriate treatment programs.

To accomplish this, the Partnership for Healthy Mothers and Babies Program uses the SART Model: screening, assessment, referral, and treatment utilizing a home visitation program with Public Health Nurses and Alcohol and Drug Counselors. The woman and infant are seen through the child's first year of life to ensure access and linkage to medical and mental health services, as well as education on topics surrounding pregnancy, childbirth, infant care and development.

The Partnership for Healthy Mothers and Babies screens 9,000 pregnant women annually for substance use.





Preschool Services Department Report

PRESCHOOL SERVICES DEPARTMENT REPORT

The vision of the San Bernardino County Preschool Department (PSD) is that our children will excel in whatever setting they go to next, our families' quality of life is measurably better after participating in our programs, and our efforts increase the quantity and quality of sustainable resources and services countywide.

Preschool Services Department (PSD) administers the Head Start (HS) and Early Head Start (EHS) programs in 46 locations throughout the County of San Bernardino. These programs provide early childhood education and family services to over 5,000 disadvantaged children from birth to five years of age, pregnant women, and families.

During the 2013-2014 program year, PSD served a combined total of 6,947 children and families throughout the County of San Bernardino. More specifically, PSD served:

- 5,928 through Head Start and Early Head Start
- 793 through California State Preschool
- 226 through First 5

According to the Human Services Annual Report, PSD not only meets federal and state requirements, but works to surpass goals set last year. The following are a few of the 2013-2014 achievements:

- Increased school readiness for children by 21% over last year, as measured by the Desired Results Developmental Profile (DRDP).
- Successfully implemented a countywide 211 referral phone line.
- Increased service availability for homeless families at local shelters through collaborations with community partners and service providers. Enrollment of homeless children increased by 72% over the previous year through recruitment outreach efforts.
- Provided nutrition intervention to 1,394 children identified as being at-risk and reduced obesity in 12% of children enrolled through measures set to track obesity in students.
- Promoted family self-sufficiency through financial literacy, vocational training, educational advancement support and increasing services to families by 248% from the prior program year.

Referrals Provided	#
Parenting Education	1,487
Clothing Assistance	315
Community Resources	1,821
Housing Assistance	38
Employment Assistance	349
Food Assistance	127
Financial Assistance	161
Emergency/Crisis Intervention	133
Children's Fund Assistance	354
Childcare	19
Transportation	8



Probation Department Report

Juvenile Community Corrections Bureau

The Juvenile Community Corrections Bureau incorporates a variety of functions, including assessment, treatment, analysis, supervision and court reporting functions for juvenile offenders. The Bureau provides supervision and services to approximately 2,500 juveniles on an annual basis.

All juvenile arrests in San Bernardino County are initially reviewed by a probation officer and a decision is made whether to process the referral through the formal court process or attempt to divert the minor from entering the Juvenile Justice System. When a referral is processed through the court and a juvenile is placed on probation, a risk assessment tool is utilized to determine the level of supervision most appropriate for the juvenile. Juveniles placed on probation are supervised by a probation officer who is knowledgeable of their risks, individual needs, and those of the family, in order to assist in preventing the juvenile from reoffending.

When the arrest of a juvenile is not processed formally through the court system, there are several diversion programs available to the juvenile and their family. Welfare and Institutions Code 654 permits the probation officer to initiate informal programs of supervision in order to prevent the juvenile from committing future offenses.

The Department continues to focus on providing effective prevention and intervention services to at-risk youth and families, while concurrently maximizing public safety through a reduction in recidivism and delinquent behavior. Here are some of the many program highlights for 2013-14.

Gender Response Adolescent Caseload Enrichment (GRACE)

The Gender Responsive Adolescent Caseload Enrichment (G.R.A.C.E.) Program provides specialized services to adolescent female probationers with a history of trauma, substance abuse, or runaway behaviors. The program offers education opportunities as well as creative and innovative methods to complete community service. Centered on gender-based issues critical to adolescent females, G.R.A.C.E. helps girls grow into young women with a sense of self-worth and gives them the ability to pursue individual goals including continuing education, employment or good parenting.

The goal of the G.R.A.C.E. Program is to have a positive impact on the increasing population of female juvenile offenders and to reduce recidivism and out-of-home placement. Probation Officers involved in the G.R.A.C.E. Program network with community-based organizations like schools and other organizations to meet the individual and collective needs of these girls, who then participate in field trips, community service activities, and home essentials. During the last year, 119 young girls participated in the program.

Crime Intervention Partnership Program (CIPP)

The Crime Intervention Partnership Program is a collaborative effort to reduce violence and other criminal activity through a coordinated approach of prevention, intervention, and suppression strategies that address the factors leading to crime and violence, including a lack of community engagement, quality of life issues, and gang dynamics. The CIPP focuses on the designated high crime areas within the City of San Bernardino to enhance the services provided to the specific population. The agencies who participate in CIPP include Code Enforcement, San Bernardino Police Department, Housing Authority, Code Enforcement, Animal Control and Department of Children and Family Services. One probation officer serves on this dynamic multi-agency team.

Juvenile Intake & Investigations

These units provide the Court with reports to assist in determining the most appropriate disposition for each minor alleged to have committed a criminal offense. The Juvenile Intake Unit also provides two (2) Probation Officers for the Juvenile Delinquency Court and one (1) Probation Officer for the Mental Health Court to assist with the Court process. Officers completed 1,253 reports during 2013-14.

Drug Court

Drug Court is a multi-agency effort to supervise and rehabilitate youth with substance abuse issues while promoting public safety. During 2013-14, services were provided to 135 youth.

School Probation Officers

There are currently twenty-five (25) probation officers assigned to local high schools and middle schools across the county. Their primary functions are to reduce truancy and provide early intervention and prevention services to the students. During 2013-2014, the officers responded to a total of 20,357 referrals for attitude/behavior, attendance, criminal activity and academic issues. Officers also made a total of 38,015 personal contacts with minors and/or parents through phone calls, office visits and home visits.

Placement Unit and Aftercare

The Placement Unit monitors the rehabilitation of youth who have been ordered by the court into an out-of-home treatment program. A program matching the needs of each youth is carefully identified and services are provided by the program under the guidance of a Probation Officer until the youth is ready to return to the community. The average monthly numbers of youth maintained in out-of-home placement for 2013-14 was 121, with an additional average of 32 in custody awaiting appropriate placement.

Once foster care youth are returned to the community, they are supervised by an Aftercare Probation Officer who assists them with obtaining any further rehabilitative services if needed. Additionally, they monitor compliance with court ordered terms and conditions. During 2013-14, Aftercare averaged approximately 17 youth per month.

Day Reporting Centers

There are three (3) Day Reporting Centers (DRC's) for juveniles in San Bernardino County, which provide component classes. These classes include Boys Council, Girls Circle, Petty Theft, Alive @ 25, Parent Project, Anger Management, Weapons Diversion, Victim Awareness and a Drug/ Alcohol component. Additional component classes have been added such as Teen Parenting, Early Recovery, and Job Skills/Life Skills, which are facilitated by the Probation Corrections Officer (PCO) and the Probation Officers. These classes are now also offered to numerous middle and high school campuses for those who do not have transportation. Approximately 72% of the 1,923 participants completed classes during 2013-14.

Integrating New Family Opportunities (INFO)

This collaboration with the Department of Behavioral Health uses Functional Family Therapy to target family dynamics and provide an outcome-driven prevention and intervention program for youth involved in the criminal justice system. Integrating New Family Opportunities (INFO) is voluntary for youth who are on probation. The goal of the program is to provide mental health services and individualized community supervision to help youth succeed while on probation. Through DBH, the youth and their family are given the opportunity to participate in one-on-one therapy, functional family therapy, alcohol and drug counseling, Moral Recognition Therapy (MRT), and regular evaluation of medication. The INFO Team consists of Probation Officers, Probation Corrections Officer, DBH Clinician, Alcohol and Drug Counselor, Peer and Family Advocate, the youth and their parent or guardian. Parents and/or guardians are crucial to the success of the youth in the INFO Program. As a requirement, the parent must agree to support and contribute to the youth's success by committing to attend appointments and provide transportation. The program served 57 youth and families in 2013-14.

Coalition Against Sexual Exploitation (CASE)

CASE is made up of a multi-disciplinary team of nine different agencies that assist youth who are survivors of sexual exploitation. Members of the team attend trainings to increase their knowledge, and they also educate the community on how to identify at-risk youth. During 2013-14, CASE serviced an average of approximately 10 girls per month. These girls were accepted into the CASE Program Probation caseload and provided with various rehabilitative services.

Youth Accountability Board (YAB)

The YAB is a collaborative program between the Probation Department and community partners who work together with families to divert first time and low risk juvenile offenders from requiring further intervention by the criminal justice system. Board members meet with the youth and family members, and develop a contract requiring fulfillment of specific responsibilities which address the delinquent conduct. Upon successful completion, the youth's case is closed. These Boards enrolled and served a total of 334 youth during the 2013-14.

PROBATION DEPARTMENT REPORT

Community Service Team (CST)

The Team evaluates citations and police reports received from out of custody arrests and provides informal probation and referrals to diversion programs. Resources include referrals to Youth Accountability Boards, assignment of community service hours, and referrals to enrichment programs. In cases where the youth has been placed on an informal contract with the court, the Team monitors compliance and provides referrals to programs stipulated in the contract. Officers received 4,914 cases and diverted 3,773 cases for alternative interventions during 2013-14.

Wraparound Services

This program is a strength-based planning process which assists the youth and their family by involving various community partners and resources to work together to improve the situation of the youth, the family and the community by “wrapping” the family in services and support to address emotional, behavioral, and/or mental health issues. In 2013-2014, 204 youth and their families were enrolled in the Wraparound Program.

Independent Living Program (ILP)

The Independent Living Program (ILP) provides numerous workshops and events to educate and assist youth and young adults released from out-of-home placements with independent living skills. These events or workshops such as the Education and Employment Conferences and life skills classes help the youth transition back into the community and become successful adults. Each year ILP strives to find new and innovative ways to assist youth toward self sufficiency. During 2013-14, ILP officers provided services to an average of 175 youth or young adults per month. Employment referrals were provided to 392 youth and 8 homeless youth received services.

AB 12

Assembly Bill 12 (California Fostering Connections to Success Act) became effective January 1, 2012, and now allows eligible youth to receive extended foster care services after their 18th birthday. During 2013-14, AB12 averaged approximately 8 active cases per month. Further, approximately 4 youth aged out of AB12 after achieving a high level of independence and overall success in meeting their employment and/or educational goals.

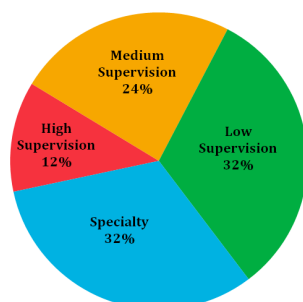
Court for the Individualized Treatment of Adolescents (CITA)

CITA addresses the specialized needs of youth who have a significant mental health diagnosis and includes a collaborative delivery of services between a probation officer, a social worker and a therapist from the Department of Behavioral Health. The CITA team served 32 youth during 2013-14.

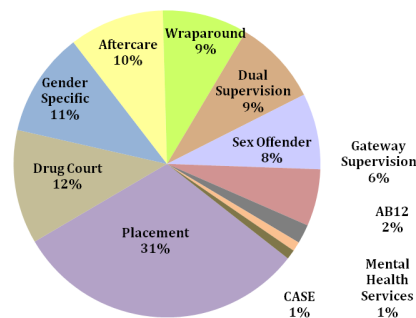
House Arrest Program (HAP)

The HAP is an alternative to detention for lower risk offenders who have been charged with a criminal offense and would otherwise remain in custody. Youth are permitted to remain in their homes pending court disposition of their cases, under the care and monitoring of a probation officer. Youth ordered into HAP are monitored via electronic monitoring/GPS. Approximately 76% of the 449 participants completed their supervision during 2013-14 without being revoked, for an average program duration of 19 days.

FY 13/14 Juvenile Supervision



FY 13/14 Juvenile Specialized Supervision





Public Defender's Office Report

Public Defender Program and Services

The San Bernardino County Public Defender's Juvenile Office protects the constitutional rights of over 3,000 children each year and collaborates whenever possible with other members of the county's juvenile justice system to improve the lives of young people throughout the county. The Juvenile Unit consists of seven attorneys and an investigator who are specially trained and dedicated to the representation of children. They work closely with four social workers, who are assisted by social worker interns, to provide a holistic approach to the representation of our clients. This representation does not focus solely on the delinquent conduct of the child, but also on the lifestyle issues which are unique to each client to help remediate the behavior that brought the child to court in the first place. The Public Defender's office monitors the success of our clients throughout the post-disposition phase of their cases, and provides many services to them after they have been adjudged wards of the court, assisting them and their families in making lasting changes in their lives.

To address some of the particular issues that our clients face, our attorneys appear with them in the specialty courts. We refer clients to the Welfare & Institutions Code § 241.1 court when it appears the child could be the victim of abuse or neglect and may qualify for services from the Department of Children and Family Services. When a client requires help for mental health issues, we refer them to the Mental Health court or the Court of the Individualized Treatment of Adolescents (C.I.T.A.). If a client is struggling with substance abuse, we refer those children to the Juvenile Drug Courts in San Bernardino, Rancho Cucamonga and Victorville. We are currently helping to create the Girls' Court, a program specifically designed to address the issues that adolescent girls face.

Our office also works with our young clients' family members to alleviate unhealthful family stressors. True rehabilitation is possible only if the environment that contributed to the delinquent conduct is repaired as well. Simply removing a child from a poor home setting, providing the child with services, then returning the child to the same environment is a poor and inefficient use of resources.

At the request of an attorney, the department's social workers can provide services to the client and their family which complement the services they receive from other agencies. The social workers and interns work with the majority of our clients in the Juvenile Drug and Mental health courts. For this unique approach to representing juveniles, the San Bernardino County Public Defender's Office received the 2010 Program of the Year award from the California Public Defender's Association, and the 2011 National Association of Counties Achievement Award.

While the department's core mandate is to represent children accused of crimes, we look for ways to keep at-risk children from being caught up in the criminal justice system. We have a unique perspective on the causes of delinquent behavior because of the population we work with, so our department has joined with other agencies to create programs to avoid the sources of delinquency.

The Public Defender collaborated with Children's Network and the San Bernardino City Unified School District to create the "Making Attendance a Priority" (M.A.P.) truancy program. This program has decreased the rate of truanancies and increased the Average Daily Attendance, which is the measure the state uses to determine the revenue it allots to the local school district. The students benefit from being in school and the enriched programs the school district can offer them. In 2013, this program won the California State Association of Counties Challenge Award. In collaboration with the Victor Valley Unified School District, we are currently in the process of creating "Supporting Attendance for Education" (S.A.F.E.), a truancy program in the High Desert, and our office partners with the San Bernardino County District Attorney's Office in "Project Comeback," a truancy program at Colton Middle School.

The Public Defender's Office is also proud to be a founding member of the "Coalition against Sexual Exploitation" (C.A.S.E.). Together with other Children's Network agencies, our department developed a program to coordinate services tailored to the needs of children victimized by such crimes, some of whom are our clients. Our office also helped to create the "Children of Incarcerated Parents" (C.I.P.) program, to assist clients who have one or more parents in prison.

Outside of the courtroom, our attorneys and staff are committed to community outreach. Each year our department collaborates with the San Bernardino County Bar Association and school districts throughout our county to provide speakers at local schools and civic organizations in celebration of Law Day. Last year the department's attorneys, social workers and investigators gave presentations to over 12,500 students at more than 41 schools.

The Public Defenders's Office will provide presentations to high school students on the dangers and consequences of driving under the influence. Our attorneys have also volunteered to coach student teams, and score their performance, in the annual Mock Trial competitions. We have also brought that competition to students in the Juvenile Hall by coaching teams in the Probation Department's Gateway Program.

The San Bernardino County Public Defender's Office is a proud member of the Children's Network. Our office is grateful for the many collaborative relationships we have been able to form through that membership, and the opportunities those collaborations provide to better the lives of the children in our community and improve their chances for a successful future.



Sheriff's Department Report

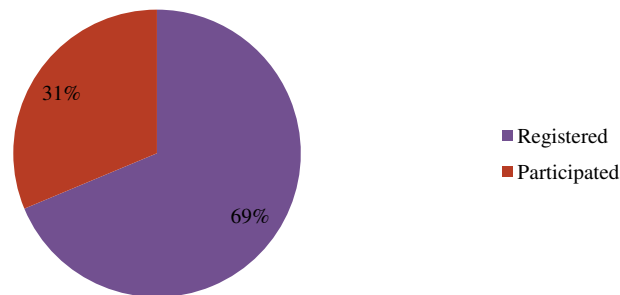
Juvenile Intervention Program (JIP)

The Juvenile Intervention Program (JIP) was created in 2001 at the request of Community Leaders. JIP is designed to show troubled teens the reality of incarceration. Juveniles have misconceptions about what life in jail is truly like. Today's youth have glamorized criminals, their actions, and life in the criminal justice system. This Program is designed for all at-risk youth to re-direct negative behavior; and for juveniles who have begun to make choices that will inevitably lead them down a path of alcohol, drugs, gangs, and violence. JIP allows youth to be taken on guided tours of county jail facilities, hear from inmates who talk to them about their delinquency, and are allowed to experience what life inside a locked facility would be like.

JIP Data for 2013-2014

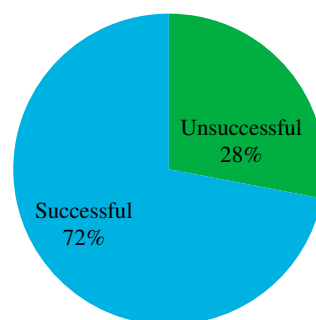
In 2014, the Juvenile Intervention Program had a total of 371 youths register to attend a program. Of those, 169 youths participated in the program, in its entirety.

JIP Participation Rate, 2014



122 evaluations were completed and turned in, and of those 88 evaluations were marked as successfully having made an impression on the at-risk youth about the realities of the incarceration experience.

JIP Success Rate



Crimes Against Children Detail

As a whole, the Department investigated: 916 physical abuse cases and made 1,434 arrests; 828 sexual abuse cases and made 417 arrests; 257 child pornography/child luring cases and made 112 arrests; 198 sex offender cases and made 150 arrests. The Department works tirelessly to prosecute those who victimize children.

The Crimes Against Children Detail specializes in the investigation of child sexual and physical abuse cases, child sex rings, child pornography, child exploitation, Internet crimes against children, and other cases involving child victims where special investigative skills and training is needed. During the course of investigating these crimes, detectives routinely rely upon the services of other agencies i.e., Children and Family Services, the Children's Fund Assessment Center, the Loma Linda Children's Hospital and the District Attorney's Victim/Witness Program.

The detail is made up of one sergeant, six detectives, and a Special Program Coordinator. The Special Program Coordinator is responsible for developing, coordinating and implementing community and department goals and strategies to effectively mobilize efforts aimed at registered sex offenders and to ensure sex offender compliance. In addition to conducting major child abuse investigations, members of the Crimes Against Children Detail spend nearly 300 hours each year conducting training for other law enforcement personnel on the proper investigative techniques to successfully prosecute crimes against children.

Operation CleanSWEEP

The Sheriff's Operation Clean SWEEP program, launched in 1997, continues to provide innovative school security services to approximately one hundred schools around San Bernardino County. These are almost exclusively middle schools and high schools. About 50,000 young people in these educational institutions benefit from the advantages of the program, which include individualized security assessments, increased deputy presence on campus, safety training for administrators, and additional disciplinary tools. Among the unique features of this award-winning program is the juvenile citation component, which empowers school officials to recognize and write authentic citations for students who commit certain crimes on campus. For the 2014-2015 school year, to date, over 350 tickets have been written, which hold juvenile offenders accountable for their actions, and provides them with interventions to help them with various behavioral issues. In addition, a wide variety of PowerPoint presentations are taken to CleanSWEEP schools on a regular basis, in order to educate parents, students and administrators alike on many timely topics.



Transitional Assistance Department Report

TRANSITIONAL ASSISTANCE DEPARTMENT REPORT

The Transitional Assistance Department (TAD) of the San Bernardino County is responsible for administering the Department's financial support programs to persons in need of financial, and/or nutritional and/or medical assistance. The goals of TAD are to meet the basic needs of families and individuals, while working with them to attain self-sufficiency, and to promote work and personal responsibility.

The following are excerpts from the 2014 report entitled, "County Residents Receiving Aid Distribution by Cities." The information is in regards to the distribution of CalWORKs (cash benefits), CalFresh (Food Stamps), and Medi-Cal in the cities and communities in San Bernardino County. The number persons receiving CalWORKs has remained steady, while CalFresh increased 4.2%. The benefits populations refer to persons not families.

Cities Cash Benefit Population Ranked by Percentage of Population San Bernardino County, 2014

CITY	% OF POPULATION ON CASH AID
Adelanto	13.6%
Barstow	13.3%
San Bernardino	11.9%
Needles	11.1%
Victorville	9.7%
Hesperia	7.9%
Apple Valley	7.4%
Colton	7.2%
Yucca Valley	6.8%
Rialto	6.4%
Highland	5.0%
Fontana	4.9%
Ontario	3.9%
Montclair	3.8%
Big Bear Lake	3.8%
Twentynine Palms	3.1%
Redlands	2.9%
Yucaipa	2.8%
Upland	2.7%
Loma Linda	2.5%
Unincorporated	2.3%
Grand Terrace	2.2%
Chino	2.1%
Rancho Cucamonga	1.7%
Chino Hills	0.7%

1 Source: Exhibit I- Cities' Cash Benefit Population Ranked by Percentage Population. 2014 Report: County Residents Receiving Aid Distribution by Cities. Prepared by HS/Research, Outcomes, and Quality Support Unit, May 2015.

Welfare Population Statistics by City San Bernardino County, 2014

CITY	CASH BENEFIT*	ONLY CAL FRESH & MEDI- CAL	ONLY MEDI-CAL	ONLY CALFRESH	TOTAL ON AID	GENERAL POP.**	% OF PEOPLE ON AID
Adelanto	4,406	6,023	4934	1846	17,209	32,511	52.9%
Apple Valley	5,227	7,850	7203	3096	23,376	70,755	33.0%
Barstow	3,103	4,407	3056	1770	12,336	23,292	53.0%
Big Bear Lake	197	395	624	162	1,378	5,121	26.9%
Chino	1,722	3,742	7808	1471	14,743	81,747	18.0%
Chino Hills	506	1,093	4217	524	6,340	76,131	8.3%
Colton	3,831	7,266	8130	3776	23,003	53,057	43.3%
Fontana	9,901	19,346	32283	7837	69,367	202,177	34.3%
Grand Terrace	266	598	862	298	2,024	12,285	16.5%
Hesperia	7,253	12,628	12713	5416	38,010	91,506	41.5%
Highland	2,718	4,756	5375	1638	14,487	54,033	26.8%
Loma Linda	585	1,186	1930	451	4,152	23,614	17.6%
Montclair	1,433	2,983	5927	1002	11,345	37,374	30.4%
Needles	545	638	515	368	2,066	4,908	42.1%
Ontario	6,512	15,128	24608	6231	52,479	167,382	31.4%
Rancho Cucamonga	2,958	6,861	12693	3295	25,807	172,299	15.0%
Redlands	2,051	4,273	5544	2435	14,303	69,882	20.5%
Rialto	6,536	11,745	14745	4803	37,829	101,429	37.3%
San Bernardino	25,326	38,524	35435	16165	115,450	212,721	54.3%
Twentynine Palms	823	1,230	1121	799	3,973	26,576	15.0%
Upland	2,032	4,167	6708	1638	14,545	75,147	19.4%
Victorville	11,678	18,117	15942	7921	53,658	120,590	44.5%
Yucaipa	1,487	3,246	4469	1576	10,778	52,654	20.5%
Yucca Valley	1,437	2,738	2475	1211	7,861	21,053	37.3%
Unincorporated	6,712	12,936	16246	5829	41,723	297,425	14.0%
TOTAL	109,245	191,876	235,563	81,558	618,242	2,085,669	29.6%

* Most Cash Benefit recipients also receive CalFresh and Medi-Cal benefits

** California Dept. of Finance - E-5 City/County Population and Housing Estimates, 1/1/2014

Source: Exhibit III- Cities' Cash Benefit Source: Exhibit III- Cities' Cash Benefit Population Ranked by Percentage Population. 2015 Report: County Residents Receiving Aid Distribution by Cities.
Prepared by HS/Research, Outcomes, and Quality Support Unit, May 2015.

Cash Benefit Population Statistics by City San Bernardino County, 2014

	January 2014		January 2013	
	NUMBER	% OF	NUMBER	% OF
CITY	OF PERSONS	POPULATION	OF PERSONS	POPULATION
Adelanto	4,406	13.6%	4,384	14.0%
Apple Valley	5,227	7.4%	5,519	7.8%
Barstow	3,103	13.3%	2,882	12.4%
Big Bear Lake	197	3.8%	148	2.9%
Chino	1,722	2.1%	1,835	2.3%
Chino Hills	506	0.7%	504	0.7%
Colton	3,831	7.2%	4,077	7.7%
Fontana	9,901	4.9%	9,841	4.9%
Grand Terrace	266	2.2%	265	2.2%
Hesperia	7,253	7.9%	7,085	7.8%
Highland	2,718	5.0%	2,912	5.4%
Loma Linda	585	2.5%	609	2.6%
Montclair	1,433	3.8%	1,461	3.9%
Needles	545	11.1%	525	10.7%
Ontario	6,512	3.9%	6,954	4.2%
Rancho Cucamonga	2,958	1.7%	3,008	1.8%
Redlands	2,051	2.9%	2,088	3.0%
Rialto	6,536	6.4%	6,584	6.5%
San Bernardino	25,326	11.9%	25,182	11.8%
Twentynine Palms	823	3.1%	805	3.1%
Upland	2,032	2.7%	1,965	2.6%
Victorville	11,678	9.7%	11,245	9.3%
Yucaipa	1,487	2.8%	1,421	2.7%
Yucca Valley	1,437	6.8%	1,353	6.4%
Unincorporated	6,712	2.3%	6,404	2.2%
TOTALS	109,245	5.2%	109,056	5.3%

Source: Exhibit IV- Cities' Cash Benefit Population Ranked by Percentage Population. 2015 Report: County Residents Receiving Aid Distribution by Cities. Prepared by HS/Research, Outcomes, and Quality Support Unit, May 2015.

**CalFresh Population Statistics by City
San Bernardino, 2014**

	January 2014		January 2013	
	NUMBER	% OF	NUMBER	% OF
CITY	OF PERSONS	POPULATION	OF PERSONS	POPULATION
Adelanto	12,113	37.3%	11,540	36.9%
Apple Valley	15,944	22.5%	15,542	22.1%
Barstow	9,121	39.2%	8,361	36.1%
Big Bear Lake	739	14.4%	636	12.4%
Chino	6,796	8.3%	6,714	8.4%
Chino Hills	2,078	2.7%	1,996	2.6%
Colton	14,672	27.7%	14,355	27.1%
Fontana	36,514	18.1%	35,647	17.7%
Grand Terrace	1,132	9.2%	1,018	8.3%
Hesperia	24,976	27.3%	23,860	26.1%
Highland	8,926	16.5%	8,795	16.3%
Loma Linda	2,195	9.3%	2,088	8.9%
Montclair	5,328	14.3%	5,145	13.8%
Needles	1,512	31.8%	1,288	26.2%
Ontario	27,374	16.4%	26,733	16.0%
Rancho Cucamonga	12,911	7.5%	12,013	7.0%
Redlands	8,613	12.3%	8,664	12.4%
Rialto	22,714	22.4%	21,148	20.9%
San Bernardino	79,038	37.2%	76,542	36.0%
Twentynine Palms	2,792	10.5%	2,515	9.6%
Upland	7,702	10.2%	7,030	9.4%
Victorville	37,182	30.8%	35,102	29.2%
Yucaipa	6,184	11.7%	5,512	10.5%
Yucca Valley	5,267	25.0%	4,779	22.7%
Unincorporated	25,058	8.4%	24,067	8.1%
TOTALS	376,881	18.1%	361,090	17.4%

Source: Exhibit V- Cities' Cash Benefit Population Ranked by Percentage Population. 2014 Report: County Residents Receiving Aid Distribution by Cities. Prepared by HS/Research, Outcomes, and Quality Support Unit, May 2015.

Unincorporated Welfare Population by Zip Code San Bernardino County, 2014

		Cash Benefits	Medi-Cal & CalFresh Only	Medi-Cal Only	CalFresh Only
ZIP	Community				
92242	Earp	40	62	86	58
92252	Joshua Tree	471	915	853	376
92256	Morongo Valley	137	299	288	138
92285	Landers	120	302	215	128
92305	Angelus Oaks	***	34	27	***
92309	Baker	34	80	170	19
92310	Fort Irwin	***	23	28	53
92314	Big Bear City	324	616	942	314
92316	Bloomington	1668	3545	5352	1208
92317	Blue Jay	27	85	99	23
92318	Byrn Mawr	15	28	26	***
92321	Cedar Glen	38	72	115	27
92322	Cedarpines Park	32	54	60	35
92325	Crestline	354	651	616	379
92327	Daggett	74	69	36	41
92339	Forest Falls	23	40	55	28
92342	Helendale	174	344	320	182
92347	Hinkley	68	94	127	43
92352	Lake Arrowhead	99	272	515	113
92356	Lucerne Valley	450	763	708	371
92358	Lytle Creek	28	54	61	31
92359	Mentone	288	651	795	266
92365	Newberry Springs	139	228	262	116
92368	Oro Grande	108	131	148	60
92371	Phelan	783	1354	1584	644
92372	Pinion Hills	182	402	457	190
92378	Rim Forest	***	24	46	19
92382	Running Springs	155	302	379	176
92386	Sugarloaf	125	181	169	112
92391	Twin Peaks	59	128	236	53
92397	Wrightwood	87	165	194	107
92398	Yermo	118	152	81	70
93562	Trona	105	155	86	75

Source: Exhibit VI- Cities' Cash Benefit Population Ranked by Percentage Population. 2014 Report: County Residents Receiving Aid Distribution by Cities. Prepared by HS/Research, Outcomes, and Quality Support Unit, May 2015.

***Counts of less than 15 and amounts less than \$3,000 are not included.



Children's Assessment Center Report

CHILDREN'S ASSESSMENT CENTER REPORT

The Children's Assessment Center (CAC), established in 1994, provides forensic interviews and evidentiary medical examinations to assist in the evaluation of child abuse allegations and to coordinate services in a child-focused atmosphere, thus reducing the trauma to child victims and their families. Forensic pediatricians, forensic interviewers, nurses, social workers, clinicians and victim witness advocates treat these children together with dignity and compassion, reducing their trauma and providing a sense of stability during a difficult time.

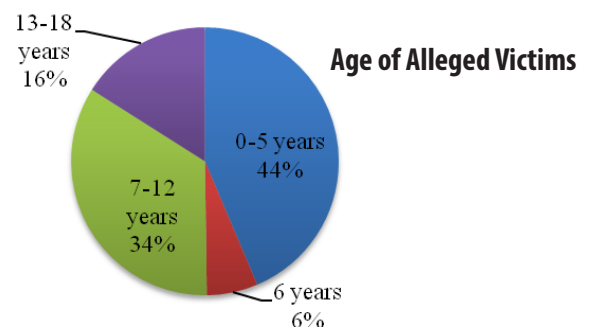
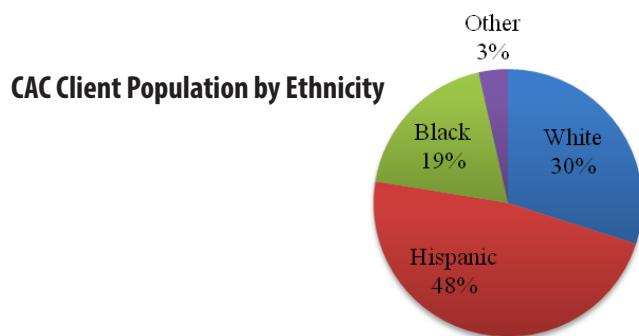
The Children's Network supports the Children's Assessment Center (CAC) in a variety of ways. The Network Officer is a member of the Governing Board for the CAC. This past year has consisted of expanding staff and services, as well as settling in to a new state-of-the-art facility near the Juvenile Court in San Bernardino, which better meets the needs of clients.

Services at the CAC include forensic interviews by CFS social workers who have received specialized training in child forensic interviewing. Physicians who are Child Abuse Pediatricians perform evidentiary medical exams. Written reports are provided regarding the outcomes of the interview and medical appointments. Department of Behavioral Health and Victim Advocates from the DA's office combine efforts to provide crisis intervention, therapy, case management, and referrals and linkage for counseling for victims and families.

San Bernardino County Executive Officer, Greg Devereaux, currently leads this partnership. Other partners include leaders from Children's Fund, Loma Linda University Medical Center, the Police Chiefs' Association and the following County Departments: Children and Family Services, San Bernardino County Sheriff's Department, District Attorney, Department of Behavioral Health, Department of Public Health, Children's Network, and First 5 San Bernardino.

CAC Client Demographic Data for 2014

A total of 1392 children were served in 2014. Of these, 526 (38%) were male and 866 (62%) were female:



In 2014, 957 medical exams were provided both through inpatient and outpatient care. Of the medical services provided, approximately 200 cases originated in the hospital and were seen for follow-up care at the Center. Another 757 were seen at the CAC for forensic medical exams. Specially trained forensic interviewers conducted 948 forensic interviews with San Bernardino County children. There were 985 counseling sessions, 1083 crisis intervention sessions and 1092 referral and linkage services provided.

Notably, of the various types of abuse experienced by victims who are seen at the CAC :

**893 cases were for Sexual Abuse,
489 cases were for Physical Abuse, and
292 cases were Witnesses to Violence**



Children's Fund Report

CHILDREN'S FUND REPORT

Children's Fund is continuing its mission to prevent child abuse in our communities and ensure that at-risk children who are abused, neglected, impoverished, or abandoned receive basic needs and equal opportunity for their social development.

In the past year, Children's Fund has helped more than 53,000 children in need, bringing the total to 1.4 million children since its inception in 1986.

Emergency Needs

Children's Fund works with San Bernardino County's social workers and case managers, providing emergency assistance to at-risk children. This might mean providing a bed so that a child does not have to sleep on the floor or utility assistance so that the family can stay in their home. Or, it could be food or clothing for kids who don't have enough to eat, or whose hand-me-down clothes are too tight and worn out. In certain cases, medical and dental care is provided which these children may otherwise not receive



Kids are happy with their new beds



Moms are able to select new clothes for their children



A special thank you note

Care Campaigns

Children's Fund partners with various programs that help instill self-confidence and encourage healthy emotional growth. In 2014 Children's Fund gave:

- 40,000** books to children in San Bernardino County through First Book partners
- 25,000** gifts of books, toys and clothing during the holidays
- 1,500** backpacks filled with school supplies
- 677** beds/bedding to keep kids from sleeping on the floor
- 450** families rental and utility assistance to allow them to stay in their homes

Children's Assessment Center

Children's Fund announced a \$1 million dollar gift from the A. Gary Anderson Family Foundation during the grand opening of the new Children's Assessment Center (CAC) of San Bernardino. The donation will benefit the Children's Assessment Center and the children who are treated there.

Since 1994, the CAC has provided innovative, compassionate, child-centered emergency response to victims of child abuse and neglect in San Bernardino County. It is the only center of its kind in this region, bringing all of the appropriate agencies and staff around the child during their time of crisis, significantly reducing their trauma during the investigation.

Mack, the Children's Assessment Center mascot, gives great comfort to the kids who are treated at the Center. The Center gives a voice to these innocent children that, in many cases, are too young to speak for themselves.



Erin & Gary Lastinger celebrate the naming of the lobby in recognition of their gift

This year, the San Manuel Band of Mission Indians also donated \$200,000 to Children's Fund for the Children's Assessment Center, which will enhance the Center's medical response and ensure that services go uninterrupted.

Yawa' Award

Children's Fund received the San Manuel Band of Mission Indians Yawa' Award in the health category at their annual Forging Hope Celebration for "the incredible actions taken to better all of our communities."



Erin Phillips (holding the Yawa' award) accompanied by Lee Jackman (r), Board Chair, and San Manuel tribal leadership. (R) Featured in the video at the award ceremony was Jahara Tinsley, former foster youth, who recently graduated from U.C.L.A. with a Masters of Social Welfare and is now working for Children & Family Services, paying forward the support that she received.





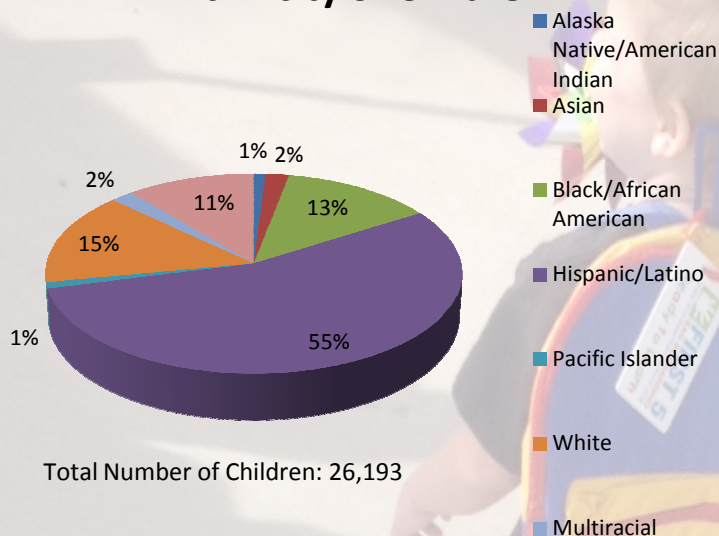
First 5 San Bernardino Report



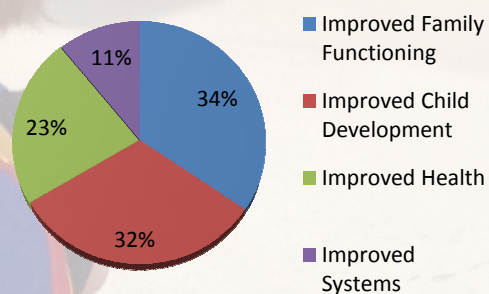
Fiscal Year 2013-2014

Children and Families Served

Ethnicity of Children

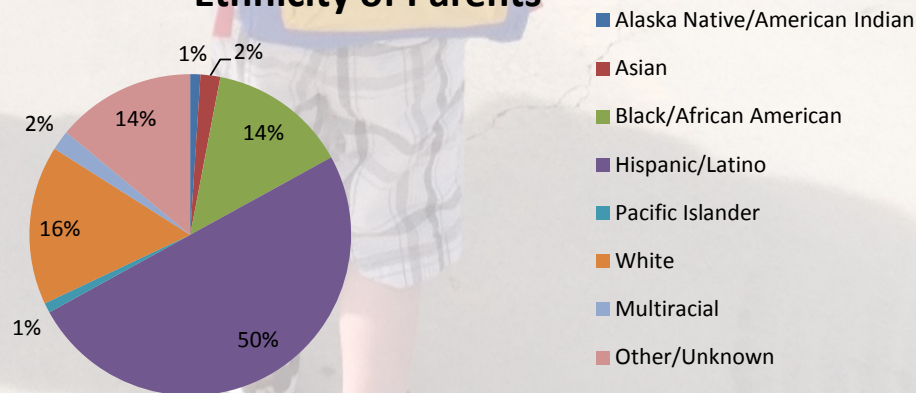


Annual Expenditures for Direct Services



Total Expenditures \$22,892,756

Ethnicity of Parents



Total Number of Parents: 51,035

**Attachment for Agenda Item # – Annual Report 2013-2014
October 27, 2014 Commission Meeting**



2013-14 Annual Report Narratives

Parent Education

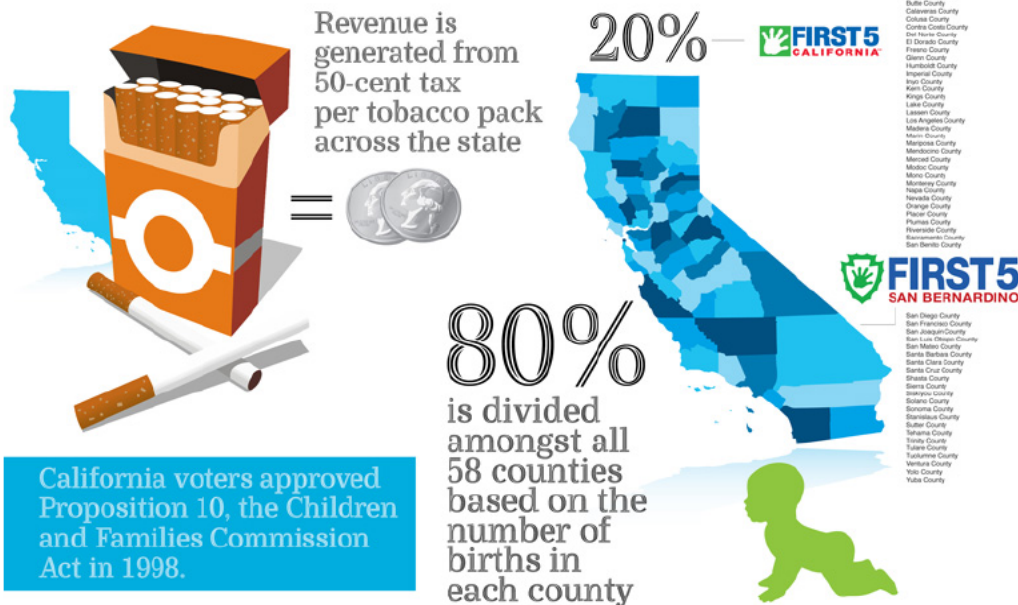
In fiscal year 2013-14, San Bernardino offered parenting education classes using the Nurturing Parenting Program countywide. A total of nine agencies contracted with F5SB to provide services to 1452 parents. The 12 week program focused on parenting attitudes and constructs related to child rearing that are aligned with risk of maltreatment and neglect. The data for the program year was very compelling and demonstrated that the Nurturing Parenting program was successful in reducing the presence of these constructs in parents, often an entire risk level, thereby significantly decreasing the likelihood that their children will experience maltreatment. Parents reported having a positive experience with the program, many requesting to repeat the program after graduation.

School Based Infant-Toddler Care Program

In fiscal year 13-14, First 5 San Bernardino offered a school based program to teen parents age 15-19 with children age 0-3 providing child care so that they could complete their education and obtain a high school diploma. 23 parents participated in the program an average of 121 school days and nine graduated with their diploma. Others are set to graduate fiscal year 14-15. In addition to the benefit of daycare, the children received age-appropriate enrichment activities and the parents participated in an average of 14 parenting enrichment activities outside of the educational requirements. The program received overwhelmingly positive satisfaction ratings from participants, many stating that it changed their lives.

What is Prop.10?

The Children and Families Commission | First 5 California County Commissions



First 5 San Bernardino annually averages \$25 million in tobacco tax revenue to fund programs and services for children from prenatal stage to age 5.



[WHY?] 90% of a child's brain develops in the first five years of life.

Three reasons this is important from **National Scientific Council on the Developing Child**:

- 1) "Child development is a foundation for community development and economic development, as capable children become the foundation of a prosperous and sustainable society."
- 2) "When **parents**, **informal community programs**, and **professionally staffed early childhood services** pay attention to young children's emotional and social needs, as well as to their mastery of literacy and cognitive skills, they have maximum impact on the development of sturdy brain architecture and preparation for success in school."
- 3) "Creating the right conditions for early childhood development is likely to be more effective and less costly than addressing problems at a later age."



Source: *The Science of Early Childhood Development*. (2007) National Scientific Council on the Developing Child. <http://www.developingchild.net>

FAMILY LITERACY INITIATIVE

2013
2014



According to the California Department of Education,

Children with Lower reading scores in the early years are:

40% more likely to be a teen parent

average societal cost per teen birth
\$23,647*

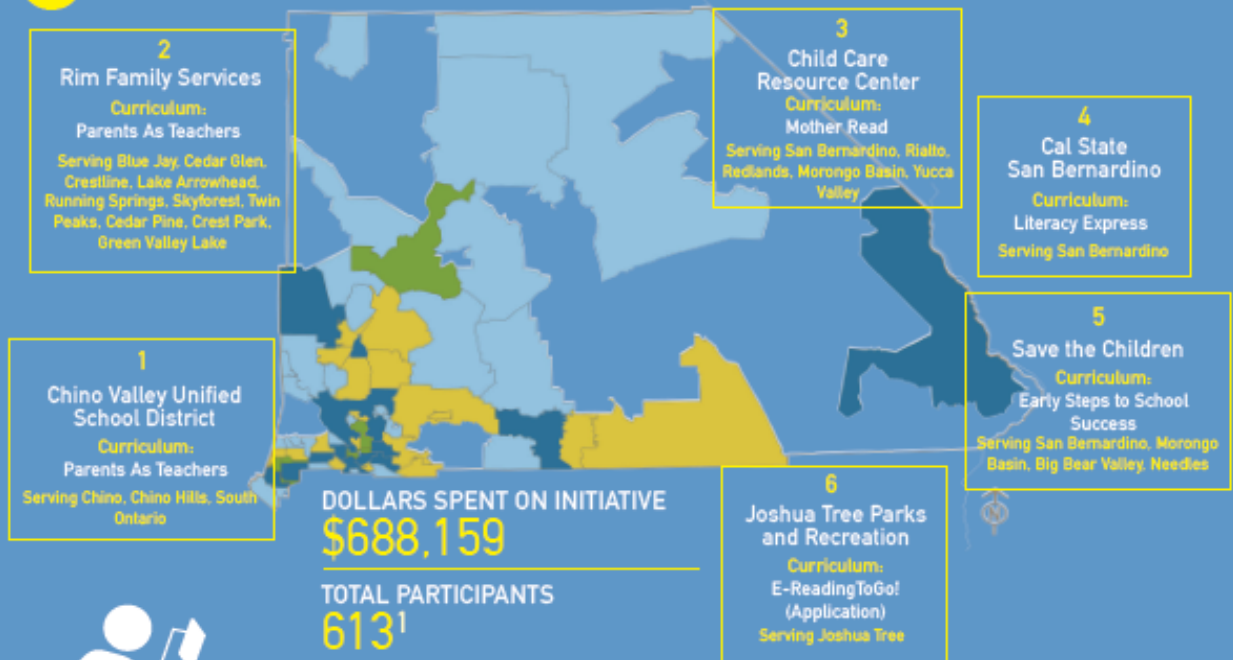
Reason for Intervention

70% more likely to be arrested for a violent crime

average annual cost per inmate in the correctional system
\$47,421

HOW FIRST 5 SAN BERNARDINO ADDRESSED THE ISSUE

6 LOCAL PROGRAMS ACROSS THE COUNTY



DOLLARS SPENT ON INITIATIVE
\$688,159

TOTAL PARTICIPANTS
613¹

AVERAGE COST PER PARTICIPANT
\$1,123²

DURATION OF PROGRAMS
8 weeks to one year

TURN OVER FOR OUTCOMES ➡





School Attendance Review Board Report

SCHOOL ATTENDANCE REVIEW BOARD REPORT

Currently, there are three California Education Codes that mandate persons between the ages of 6-18 years of age be enrolled in school, full-time, unless they are somehow exempted. School Attendance Review Boards (SARBs) recognizes the negative impact of truancy, on both communities and the individual. This has lead to the creation of multi-agency partnerships, composed of representatives from various youth-serving agencies, to help truant or recalcitrant students and their families solve issues regarding truancy or behavior through the use of available community resources. Referral to a local SARB is not intended to be a punitive process. In fact, students are only referred to a SARB after a school-site has exhausted all other option to solve attendance and/or behavioral problems. County SARBs are convened by the county superintendent at the beginning of each school year. San Bernardino County Superintendent of Schools provides consultant services and guidance to local SARBs.

These are the school districts within San Bernardino County reporting to have a local SARB. During 2013-2014 year, six school districts reported to not having a local SARB, which has decreased by one school district from the 2012-2013 year. Those districts are: Baker Valley USD, Chaffey JUUSD, Helendale USD, Mt. Baldy JUSD, Oro Grande SD, and Victor Valley UHSD.

Reporting School Districts, 2013-2014	
Adelanto SD	Mt. View SD
Alta Loma USD	Needles USD
Apple Valley SD	Ontario-Montclair SD
Barstow USD	Redlands USD
Bear Valley USD	Rialto USD
Central SD	RIM of the World USD
Chino Valley USD	SB City USD
Colton JUSD	Silver Valley USD
Cucamonga SD	Snowline JUSD
Etiwanda SD	Trona, JUSD
Fontana USD	Upland USD
Hesperia USD	Victor Elem. SD
Lucerne Valley USD	Yucaipa-Calimesa JUSD
Morongo USD	

San Bernardino County Superintendant of Schools School Attendance and Review Board 2012-2013 Annual SARB Report

Grade Level	Male	Female	Behavior	Irregular Attendance	Habitual Truant	Court Referrals	Total SARB
K	177	191	1	334	309	9	368
1	252	274	3	441	405	30	526
2	243	216	2	359	334	42	459
3	173	176	7	274	268	47	349
4	140	155	2	226	221	31	295
5	160	142	1	235	226	39	302
6	176	127	5	240	238	45	303
7	157	133	4	158	225	56	290
8	206	163	27	223	265	73	369
9	242	210	26	369	336	55	452
10	281	258	25	443	411	78	539
11	250	216	14	356	345	53	466
12	285	248	3	487	491	18	533
Total:	2742	2509	120	4115	4074	576	5251

** Please note: Students may be referred for more than one reason

Source: 2013-2014 School Year Annual SARB Report. Prepared by Earl Smith, Child Welfare & Attendance Coordinator- San Bernardino County Superintendent of Schools.



Children's Network

About The Children's Network

The Children's Network of San Bernardino County concerns itself with at-risk children who are defined as minors who, because of behavior, abuse, neglect, medical needs, educational assessment, and/or detrimental living situations, are eligible for services from one or more of the member agencies of the Children's Policy Council.

The overall goal of Children's Policy Council is to help at-risk children by improving communications, planning, coordination, and cooperation among youth-serving agencies.

Kathy Turnbull
Network Officer

Linda Revoner
Associate Network Officer

Kristy Loufek
Community & Event Coordinator

Anne-Michelle Ellis
C.A.S.E. Coordinator

Lesford Duncan
Child Abuse Prevention Coordinator

Brandy Nelson
Mentoring Resource Coordinator

Janki Naik
Staff Analyst

Tammy Williams
Secretary

Denise McKinney
Office Assistant

Maria Zuniga
Office Assistant

Compliments of



Children's Network



FIRST 5
SAN BERNARDINO